



PROPOSAL SUBMITTED BY Alliance Contractors, Inc.		
Contractor's Name 1166 Lake Avenue		
Street Woodstock	IL	P.O. Box 60098
City	State	Zip Code

STATE OF ILLINOIS

COUNTY DuPage
Village of Villa Park
 (Name of City, Village, Town or Road District)

FOR THE IMPROVEMENT OF
 STREET NAME OR ROUTE North Ardmore Ave
 SECTION NO. N/A
 TYPES OF FUNDS Local

SPECIFICATIONS (required)

PLANS (required)

CONTRACT BOND (when required)

For Municipal Projects
 Submitted/Approved/Passed

Mayor President of Board of Trustees Municipal Official

Date

Department of Transportation
 Concurrence in approval of award

Regional Engineer

Date

For County and Road District Projects
 Submitted/Approved

Highway Commissioner

Date

Submitted/Approved

County Engineer/Superintendent of Highway

Date

County DuPage
 Local Public Agency Villa Park
 Section Number N/A
 Route North Ardmore Ave

- THIS AGREEMENT, made and concluded the _____ day of _____, Month and Year, between the Village of Villa Park acting by and through its Board of Trustees known as the party of the first part, and Alliance Contractors, Inc. his/their executors, administrators, successors or assigns, known as the party of the second part.
- Witnesseth: That for and in consideration of the payments and agreements mentioned in the Proposal hereto attached, to be made and performed by the party of the first part, and according to the terms expressed in the Bond referring to these presents, the party of the second part agrees with said party of the first part at his/their own proper cost and expense to do all the work, furnish all materials and all labor necessary to complete the work in accordance with the plans and specifications hereinafter described, and in full compliance with all of the terms of this agreement and the requirements of the Engineer under it.
- And it is also understood and agreed that the LPA Formal Contract Proposal, Special Provisions, Affidavit of Illinois Business Office, Apprenticeship or Training Program Certification, and Contract Bond hereto attached, and the Plans for Section N/A, in Village of Villa Park approved by the Illinois Department of Transportation on N.A., Date _____, are essential documents of this contract and are a part hereof.
- IN WITNESS WHEREOF, The said parties have executed these presents on the date above mentioned.

Attest:
Jessica Kopynsky Clerk
 (Seal)

The Village of Villa Park
 By *Albert Bullthuis* Party of the First Part
 (If a Corporation)

Corporate Name Alliance Contractors, Inc.
 By *Michael J. ...* President Party of the Second Part
 (If a Co-Partnership)

Attest:
D. L. ...
 Asst. Secretary

 Partners doing Business under the firm name of _____

 Party of the Second Part
 (If an individual)

 Party of the Second Part



**Illinois Department
of Transportation**

Contract Bond

Route	<u>North Ardmore Ave</u>
County	<u>DuPage</u>
Local Agency	<u>Villa Park</u>
Section	<u>N/A</u>

Bond No. 106895757

We, Alliance Contractors, Inc.

1166 Lake Avenue, Woodstock, IL 60098

a/an) Individual Co-partnership Corporation organized under the laws of the State of Delaware,

as PRINCIPAL, and Travelers Casualty and Surety Company of America

215 Shuman Blvd., Naperville, IL 60563

as SURETY,

are held and firmly bound unto the above Local Agency (hereafter referred to as "LA") in the penal sum of

Ninety One Thousand Four Hundred Thirty Eight and 07/100

Dollars (91,438.07)

), lawful money of the United States, well and truly to be paid unto said LA, for the payment of which we bind ourselves, our heirs, executors, administrators, successors, jointly to pay to the LA this sum under the conditions of this instrument.

WHEREAS THE CONDITION OF THE FOREGOING OBLIGATION IS SUCH that, the said Principal has entered into a written contract with the LA acting through its awarding authority for the construction of work on the above section, which contract is hereby referred to and made a part hereof, as if written herein at length, and whereby the said Principal has promised and agreed to perform said work in accordance with the terms of said contract, and has promised to pay all sums of money due for any labor, materials, apparatus, fixtures or machinery furnished to such Principal for the purpose of performing such work and has further agreed to pay all direct and indirect damages to any person, firm, company or corporation suffered or sustained on account of the performance of such work during the time thereof and until such work is completed and accepted; and has further agreed that this bond shall inure to the benefit of any person, firm, company or corporation to whom any money may be due from the Principal, subcontractor or otherwise for any such labor, materials, apparatus, fixtures or machinery so furnished and that suit may be maintained on such bond by any such person, firm, company or corporation for the recovery of any such money.

NOW THEREFORE, if the said Principal shall well and truly perform said work in accordance with the terms of said contract, and shall pay all sums of money due or to become due for any labor, materials, apparatus, fixtures or machinery furnished to him for the purpose of constructing such work, and shall commence and complete the work within the time prescribed in said contract, and shall pay and discharge all damages, direct and indirect, that may be suffered or sustained on account of such work during the time of the performance thereof and until the said work shall have been accepted, and shall hold the LA and its awarding authority harmless on account of any such damages and shall in all respects fully and faithfully comply with all the provisions, conditions and requirements of said contract, then this obligation to be void; otherwise to remain in full force and effect.

IN TESTIMONY WHEREOF, the said PRINCIPAL and the said SURETY have caused this instrument to be signed by their respective officers this 27th day of March A.D. 2018

PRINCIPAL

Alliance Contractors, Inc.

(Company Name)

(Company Name)

By: [Signature] President

By: _____ (Signature & Title)

Attest: [Signature] Asst. Sec.

Attest: _____ (Signature & Title)

(If PRINCIPAL is a joint venture of two or more contractors, the company names and authorized signature of each contractor must be affixed.)

STATE OF ILLINOIS,

COUNTY OF McHenry

I, Renee Behrens, a Notary Public in and for said county, do hereby certify that

Michael J. Paulson and Debra L. Klein

(Insert names of individuals signing on behalf of PRINCIPAL)

who are each personally known to me to be the same persons whose names are subscribed to the foregoing instrument on behalf of PRINCIPAL, appeared before me this day in person and acknowledged respectively, that they signed and delivered said instrument as their free and voluntary act for the uses and purposes therein set forth.

Given under my hand and notarial seal this 27th day of March A.D. 2018

My commission expires 12-15-18

[Signature] Notary Public



Travelers Casualty and Surety Company of America (Name of Surety)

SURETY

By: [Signature] Oscar F. Rincon (Signature of Attorney-in-Fact)

STATE OF ILLINOIS.

COUNTY OF DuPage

I, Mary Jo Campbell, a Notary Public in and for said county, do hereby certify that

Oscar F. Rincon

(SEAL)


(Insert names of individuals signing on behalf of SURETY)

who are each personally known to me to be the same persons whose names are subscribed to the foregoing instrument on behalf of SURETY, appeared before me this day in person and acknowledged respectively, that they signed and delivered said instrument as their free and voluntary act for the uses and purposes therein set forth.

Given under my hand and notarial seal this 27th day of March A.D. 2018

My commission expires August 17, 2021

[Signature] Notary Public



Approved this _____ day of _____, A.D. 2018

Attest: [Signature] Village Clerk

Village of Villa Park (Awarding Authority) [Signature] (Chairman/Mayor/President)



**Travelers Casualty and Surety Company of America
Travelers Casualty and Surety Company
St. Paul Fire and Marine Insurance Company**

POWER OF ATTORNEY

KNOW ALL MEN BY THESE PRESENTS: That Travelers Casualty and Surety Company of America, Travelers Casualty and Surety Company, and St. Paul Fire and Marine Insurance Company are corporations duly organized under the laws of the State of Connecticut (herein collectively called the "Companies"), and that the Companies do hereby make, constitute and appoint **Oscar F. Rincon** of **Chicago/Naperville, Illinois**, their true and lawful Attorney-in-Fact to sign, execute, seal and acknowledge any and all bonds, recognizances, conditional undertakings and other writings obligatory in the nature thereof on behalf of the Companies in their business of guaranteeing the fidelity of persons, guaranteeing the performance of contracts and executing or guaranteeing bonds and undertakings required or permitted in any actions or proceedings allowed by law.

IN WITNESS WHEREOF, the Companies have caused this instrument to be signed, and their corporate seals to be hereto affixed, this **3rd** day of **February**, 2017.



State of Connecticut

City of Hartford ss.

By: 
Robert L. Raney, Senior Vice President

On this the **3rd** day of **February**, 2017, before me personally appeared **Robert L. Raney**, who acknowledged himself to be the Senior Vice President of Travelers Casualty and Surety Company of America, Travelers Casualty and Surety Company, and St. Paul Fire and Marine Insurance Company, and that he, as such, being authorized so to do, executed the foregoing instrument for the purposes therein contained by signing on behalf of the corporations by himself as a duly authorized officer.

In Witness Whereof, I hereunto set my hand and official seal.

My Commission expires the **30th** day of **June**, 2021




Marie C. Tetreault, Notary Public

This Power of Attorney is granted under and by the authority of the following resolutions adopted by the Boards of Directors of Travelers Casualty and Surety Company of America, Travelers Casualty and Surety Company, and St. Paul Fire and Marine Insurance Company, which resolutions are now in full force and effect, reading as follows:

RESOLVED, that the Chairman, the President, any Vice Chairman, any Executive Vice President, any Senior Vice President, any Vice President, any Second Vice President, the Treasurer, any Assistant Treasurer, the Corporate Secretary or any Assistant Secretary may appoint Attorneys-in-Fact and Agents to act for and on behalf of the Company and may give such appointee such authority as his or her certificate of authority may prescribe to sign with the Company's name and seal with the Company's seal bonds, recognizances, contracts of indemnity, and other writings obligatory in the nature of a bond, recognizance, or conditional undertaking, and any of said officers or the Board of Directors at any time may remove any such appointee and revoke the power given him or her; and it is

FURTHER RESOLVED, that the Chairman, the President, any Vice Chairman, any Executive Vice President, any Senior Vice President or any Vice President may delegate all or any part of the foregoing authority to one or more officers or employees of this Company, provided that each such delegation is in writing and a copy thereof is filed in the office of the Secretary; and it is

FURTHER RESOLVED, that any bond, recognizance, contract of indemnity, or writing obligatory in the nature of a bond, recognizance, or conditional undertaking shall be valid and binding upon the Company when (a) signed by the President, any Vice Chairman, any Executive Vice President, any Senior Vice President or any Vice President, any Second Vice President, the Treasurer, any Assistant Treasurer, the Corporate Secretary or any Assistant Secretary and duly attested and sealed with the Company's seal by a Secretary or Assistant Secretary; or (b) duly executed (under seal, if required) by one or more Attorneys-in-Fact and Agents pursuant to the power prescribed in his or her certificate or their certificates of authority or by one or more Company officers pursuant to a written delegation of authority; and it is

FURTHER RESOLVED, that the signature of each of the following officers: President, any Executive Vice President, any Senior Vice President, any Vice President, any Assistant Vice President, any Secretary, any Assistant Secretary, and the seal of the Company may be affixed by facsimile to any Power of Attorney or to any certificate relating thereto appointing Resident Vice Presidents, Resident Assistant Secretaries or Attorneys-in-Fact for purposes only of executing and attesting bonds and undertakings and other writings obligatory in the nature thereof, and any such Power of Attorney or certificate bearing such facsimile signature or facsimile seal shall be valid and binding upon the Company and any such power so executed and certified by such facsimile signature and facsimile seal shall be valid and binding on the Company in the future with respect to any bond or understanding to which it is attached.

I, **Kevin E. Hughes**, the undersigned, Assistant Secretary of Travelers Casualty and Surety Company of America, Travelers Casualty and Surety Company, and St. Paul Fire and Marine Insurance Company, do hereby certify that the above and foregoing is a true and correct copy of the Power of Attorney executed by said Companies, which remains in full force and effect.

Dated this 27th day of March, 2018




Kevin E. Hughes, Assistant Secretary

**To verify the authenticity of this Power of Attorney, please call us at 1-800-421-3880.
Please refer to the above-named Attorney-in-Fact and the details of the bond to which the power is attached.**



VILLAGE OF VILLA PARK

CONTRACT DOCUMENTS

FOR

ARDMORE RETAINING WALL

ISSUED FOR BID FEBRUARY 9, 2018

PREPARED BY



**7325 JANES AVENUE
WOODRIDGE, ILLINOIS 60517**

**ADVERTISEMENT FOR BIDS
VILLAGE OF VILLA PARK
FRIDAY, FEBRUARY 09, 2018**

PROJECT: 2018 NORTH ARDMORE AVENUE RETAINING WALL PROJECT

This project consists of removal and installation of 52.5' of retaining wall along the northeast side of Ardmore Avenue Frontage Road, north of East Sunset Drive. Scope of work for the project includes removing and replacing existing curb and gutter, 2 foot wide resurfacing of the adjacent pavement, removal of trees in conflict, and clearing and restoring parkway behind the retaining wall.

BID DEADLINE: TUESDAY, FEBRUARY 27, 2018, 10:00 A.M. LOCAL TIME

The Village reserves the right to extend the Bid Deadline from this date and time to accept Bids submitted after the Bid Deadline, as the Village, in its sole discretion, determines is in the best interest of the Village.

NOTICE: Separate, sealed proposals for the **2018 NORTH ARDMORE AVENUE RETAINING WALL PROJECT** will be received by the Village of Villa Park, Illinois, at the reception desk of the Public Works Department, 11 West Home Avenue, Villa Park, Illinois, 60181, until the Bid Deadline. Immediately thereafter, the proposals will be publicly opened and read aloud at the offices of the Public Works Department. Notwithstanding the foregoing, the Village reserves the right to defer, postpone, delay, or reschedule the Bid Opening for such time and to such date as the Village, in its sole discretion, determines is in the best interest of the Village.

Proposals shall be submitted in accordance with the Bidding Documents prepared by V3 Companies, 7325 Janes Avenue, Woodridge, IL 60517.

BIDDER QUALIFICATIONS: Bidders, in submitting a Bid, shall comply with all applicable Federal, State and Local laws and requirements; shall provide documentation of that compliance in accordance with the requirements of the Contract Documents or as requested by the Village; and, in submitting a Bid, Bidders affirm that they are qualified under all applicable laws and requirements to do so, and agree to be bound by the determination of the Village as to Bidder's compliance and qualifications.

BID SECURITY: Bid security in the amount of not less than five percent (5%) of the Bid shall accompany each Bid in accordance with the Bidding Documents.

CONTRACT SECURITY: The Bidder to whom a Contract is awarded shall be required to furnish both a Performance Bond and a Payment Bond acceptable to the Village for one-hundred percent (100%) of the Contract Price, in accordance with the requirements of the Contract Documents.

RIGHTS RESERVED: The Village will select the lowest, most responsible bidder. The Village reserves the right to reject any and all Bids, to waive any informalities or

technicalities in bidding, and to accept the Bid which best serves the interests of the Village. The Village shall, in its sole discretion, determine what does or does not constitute an informality or technicality, and, in submitting a Bid, Bidder agrees to be bound by that determination.

The Village may make such investigations as it deems necessary to determine the ability of the Bidder to perform the Work, and the Bidder shall furnish to the Village all such information and data for this purpose as the Village may request. The Village reserves the right to reject any Bid if the evidence submitted by, or investigation of, such Bidder fails to satisfy the Village that such Bidder is properly qualified to carry out the obligations of the Agreement and to complete the Work contemplated therein.

WAGE RATES: All applicable laws, ordinances, and the rules and regulations of all authorities having jurisdiction over construction of the PROJECT shall apply to the contract throughout.

CONTRACT DOCUMENTS: The Bidding Documents are on file for inspection at the office of the Village of Villa Park Public Works Department, 11 West Home Avenue, Villa Park, Illinois, 60181, and may also be obtained from the Village of Villa Park Public Works Department at the address listed above for a non-refundable fee of twenty dollars (\$20.00).

PUBLISHED BY AUTHORITY OF THE VILLAGE OF VILLA PARK, DUPAGE COUNTY, ILLINOIS.

BY:



Vydas Juskeles, P.E.
Director of Public Works

3



Illinois Department of Transportation

Local Public Agency Formal Contract Proposal

PROPOSAL SUBMITTED BY		
Alliance Contractors, Inc		
Contractor's Name		
1166 Lake Avenue		
Street	P.O. Box	
Woodstock	IL	60098
City	State	Zip Code

STATE OF ILLINOIS

COUNTY OF DuPage
Village of Villa Park
 (Name of City, Village, Town or Road District)

FOR THE IMPROVEMENT OF
 STREET NAME OR ROUTE NO. North Ardmore Avenue
 SECTION NO. N/A
 TYPES OF FUNDS Local

SPECIFICATIONS (required)

PLANS (required)

For Municipal Projects
 Submitted/Approved/Passed

Mayor President of Board of Trustees Municipal Official

Date

Department of Transportation
 Released for bid based on limited review

Regional Engineer

Date

For County and Road District Projects
 Submitted/Approved

Highway Commissioner

Date

Submitted/Approved

County Engineer/Superintendent of Highway

Date

Note: All proposal documents, including Proposal Guaranty Checks or Proposal Bid Bonds, should be stapled together to prevent loss when bids are processed.

RETURN WITH BID

NOTICE TO BIDDERS

County DuPage
 Local Public Agency Villa Park
 Section Number N/A
 Route North Ardmore Ave

Sealed proposals for the improvement described below will be received at the office of Public Works Department,
11 West Home Ave, Villa Park, IL 60181 until 10:00 AM on February 27, 2018
Address Time Date

Sealed proposals will be opened and read publicly at the office of Public Works Department
11 West Home Ave, Villa Park, IL 60181 at 10:00 AM on February 27, 2018
Address Time Date

DESCRIPTION OF WORK

Name North Ardmore Avenue Length: 52.50 feet (0.01 miles)
 Location North Ardmore Avenue North of East Sunset Drive
 Proposed Improvement C&G/Retaining wall removal and installation; earth ex; HMA paving; and parkway restoration.

1. Plans and proposal forms will be available in the office of Village of Villa Park Public Works Department
11 West Home Ave, Villa Park, IL 60181 630-834-8505
Address

2. Prequalification

If checked, the 2 low bidders must file within 24 hours after the letting an "Affidavit of Availability" (Form BC 57), in duplicate, showing all uncompleted contracts awarded to them and all low bids pending award for Federal, State, County, Municipal and private work. One original shall be filed with the Awarding Authority and one original with the IDOT District Office.

3. The Awarding Authority reserves the right to waive technicalities and to reject any or all proposals as provided in BLRS Special Provision for Bidding Requirements and Conditions for Contract Proposals.

4. The following BLR Forms shall be returned by the bidder to the Awarding Authority:

- a. BLR 12200: Local Public Agency Formal Contract Proposal
- b. BLR 12200a Schedule of Prices
- c. BLR 12230: Proposal Bid Bond (if applicable)
- d. BLR 12325: Apprenticeship or Training Program Certification (do not use for federally funded projects)
- e. BLR 12326: Affidavit of Illinois Business Office

5. The quantities appearing in the bid schedule are approximate and are prepared for the comparison of bids. Payment to the Contractor will be made only for the actual quantities of work performed and accepted or materials furnished according to the contract. The scheduled quantities of work to be done and materials to be furnished may be increased, decreased or omitted as hereinafter provided.

6. Submission of a bid shall be conclusive assurance and warranty the bidder has examined the plans and understands all requirements for the performance of work. The bidder will be responsible for all errors in the proposal resulting from failure or neglect to conduct an in depth examination. The Awarding Authority will, in no case be responsible for any costs, expenses, losses or changes in anticipated profits resulting from such failure or neglect of the bidder.

7. The bidder shall take no advantage of any error or omission in the proposal and advertised contract.

8. If a special envelope is supplied by the Awarding Authority, each proposal should be submitted in that envelope furnished by the Awarding Agency and the blank spaces on the envelope shall be filled in correctly to clearly indicate its contents. When an envelope other than the special one furnished by the Awarding Authority is used, it shall be marked to clearly indicate its contents. When sent by mail, the sealed proposal shall be addressed to the Awarding Authority at the address and in care of the official in whose office the bids are to be received. All proposals shall be filed prior to the time and at the place specified in the Notice to Bidders. Proposals received after the time specified will be returned to the bidder unopened.

9. Permission will be given to a bidder to withdraw a proposal if the bidder makes the request in writing or in person before the time for opening proposals.

RETURN WITH BID



**SCHEDULE OF PRICES
ALTERNATIVE 1**

County DuPage
 Local Public Agency Villa Park
 Section N/A
 Route North Ardmore Ave

Schedule for Multiple Bids

Combination Letter	Sections Included in Combinations	Total

Schedule for Single Bid

(For complete information covering these items, see plans and specifications)

Bidder's Proposal for making Entire Improvements

Item No.	Items	Unit	Quantity	Unit Price	Total
1	TREE REMOVAL (6 TO 15 UNITS DIAMETER)	UNIT	8	75.00	600.00
2	TREE REMOVAL (OVER 15 UNITS DIAMETER)	UNIT	20	75.00	1500.00
3	EARTH EXCAVATION	CU YD	6	1.00	6.00
4	POROUS GRANULAR BACKFILL	CU YD	10	45.00	450.00
5	PARKWAY RESTORATION	SQ YD	58	35.00	2030.00
6	BITUMINOUS MATERIALS (TACK COAT)	POUNDS	27	0.01	0.27
7	HOT-MIX ASPHALT SURFACE COURSE, MIX "D", N50	TON	1.3	350.00	455.00
8	HOT-MIX ASPHALT SURFACE REMOVAL, 2"	SQ YD	12	15.00	180.00
9	COMBINATION CURB AND GUTTER REMOVAL	FOOT	49	25.00	1225.00
10	SAW CUTS	FOOT	52	5.00	260.00
11	STRUCTURE EXCAVATION	CU YD	13	1.00	13.00
12	FURNISHING STEEL PILES HP10X42	FOOT	117	495.00	57915.00
13	DRILLING AND SETTING SOLDIER PILES (IN SOIL)	CU FT	277	17.35	4806.95
15	GEOTECHNICAL FABRIC FOR FRENCH DRAINS	SQ YD	63	1.00	63.00
16	PIPE DRAINS 4"	FOOT	53	25.00	1325.00
17	EXPLORATION TRENCH, SPECIAL	FOOT	50	1.00	50.00
18	COMBINATION CONCRETE CURB AND GUTTER, TYPE B-6.12 (SPECIAL)	FOOT	49	57.00	2793.00
19	TRAFFIC CONTROL AND PROTECTION, (SPECIAL)	L SUM	1	1500.00	1500.00

RETURN WITH BID

Bidder's Proposal for making Entire Improvements

Item No.	Items	Unit	Quantity	Unit Price	Total
20	CONSTRUCTION LAYOUT	L SUM	1	1610.00	1610.00
21	PRECONSTRUCTION VIDEO RECORDING	L SUM	1	750.00	750.00
22	TIMBER RETAINING WALL REMOVAL	FOOT	57	35.00	1995.00
23	CONTINGENCY ALLOWANCE	UNIT	5,000	\$1.00	\$5,000.00
24	CONCRETE PANEL 6"	SQ FT	241	27.85	6711.85

TOTAL ALTERNATIVE 1:	91,438.07
----------------------	-----------

RETURN WITH BID



**SCHEDULE OF PRICES
ALTERNATIVE 2**

County DuPage
 Local Public Agency Villa Park
 Section N/A
 Route North Ardmore Ave

Schedule for Multiple Bids

Combination Letter	Sections Included in Combinations	Total

Schedule for Single Bid

(For complete information covering these items, see plans and specifications)

Bidder's Proposal for making Entire Improvements

Item No.	Items	Unit	Quantity	Unit Price	Total
1	TREE REMOVAL (6 TO 15 UNITS DIAMETER)	UNIT	8	75.00	600.00
2	TREE REMOVAL (OVER 15 UNITS DIAMETER)	UNIT	20	75.00	1500.00
3	EARTH EXCAVATION	CU YD	6	1.00	6.00
4	POROUS GRANULAR BACKFILL	CU YD	10	65.00	650.00
5	PARKWAY RESTORATION	SQ YD	58	35.00	2030.00
6	BITUMINOUS MATERIALS (TACK COAT)	POUNDS	27	0.01	0.27
7	HOT-MIX ASPHALT SURFACE COURSE, MIX "D", N50	TON	1.3	350.00	455.00
8	HOT-MIX ASPHALT SURFACE REMOVAL, 2"	SQ YD	12	15.00	180.00
9	COMBINATION CURB AND GUTTER REMOVAL	FOOT	49	25.00	1225.00
10	SAW CUTS	FOOT	52	5.00	260.00
11	STRUCTURE EXCAVATION	CU YD	13	1.00	13.00
12	FURNISHING STEEL PILES HP10X42	FOOT	117	495.00	57915.00
13	DRILLING AND SETTING SOLDIER PILES (IN SOIL)	CU FT	277	17.35	4805.95
14	TREATED TIMBER LAGGING	SQ FT	241	7.65	1843.65
15	GEOTECHNICAL FABRIC FOR FRENCH DRAINS	SQ YD	63	1.00	63.00
16	PIPE DRAINS 4"	FOOT	53	25.00	1325.00
17	EXPLORATION TRENCH, SPECIAL	FOOT	50	1.00	50.00
18	COMBINATION CONCRETE CURB AND GUTTER, TYPE B-6.12 (SPECIAL)	FOOT	49	57.00	2793.00

RETURN WITH BID

Bidder's Proposal for making Entire Improvements

Item No.	Items	Unit	Quantity	Unit Price	Total
19	TRAFFIC CONTROL AND PROTECTION, (SPECIAL)	L SUM	1	1500.00	1500.00
20	CONSTRUCTION LAYOUT	L SUM	1	1610.00	1610.00
21	PRECONSTRUCTION VIDEO RECORDING	L SUM	1	750.00	750.00
22	TIMBER RETAINING WALL REMOVAL	FOOT	57	35.00	1995.00
23	CONTINGENCY ALLOWANCE	UNIT	5,000	\$1.00	\$5,000.00

TOTAL ALTERNATIVE 2:	86,569.87
----------------------	-----------

RETURN WITH BID

CONTRACTOR CERTIFICATIONS

County	<u>DuPage</u>
Local Public Agency	<u>Villa Park</u>
Section Number	<u>N/A</u>
Route	<u>North Ardmore Ave</u>

The certifications hereinafter made by the bidder are each a material representation of fact upon which reliance is placed should the Department enter into the contract with the bidder.

1. **Debt Delinquency.** The bidder or contractor or subcontractor, respectively, certifies that it is not delinquent in the payment of any tax administered by the Department of Revenue unless the individual or other entity is contesting, in accordance with the procedures established by the appropriate revenue Act, its liability for the tax or the amount of tax. Making a false statement voids the contract and allows the Department to recover all amounts paid to the individual or entity under the contract in a civil action.

2. **Bid-Rigging or Bid Rotating.** The bidder or contractor or subcontractor, respectively, certifies that it is not barred from contracting with the Department by reason of a violation of either 720 ILCS 5/33E-3 or 720 ILCS 5/33E-4.

A violation of Section 33E-3 would be represented by a conviction of the crime of bid-rigging which, in addition to Class 3 felony sentencing, provides that any person convicted of this offense or any similar offense of any state or the United States which contains the same elements as this offense shall be barred for 5 years from the date of conviction from contracting with any unit of State or local government. No corporation shall be barred from contracting with any unit of State or local government as a result of a conviction under this Section of any employee or agent of such corporation if the employee so convicted is no longer employed by the corporation and: (1) it has been finally adjudicated not guilty or (2) if it demonstrates to the governmental entity with which it seeks to contract and that entity finds that the commission of the offense was neither authorized, requested, commanded, nor performed by a director, officer or a high managerial agent in behalf of the corporation.

A violation of Section 33E-4 would be represented by a conviction of the crime of bid-rotating which, in addition to Class 2 felony sentencing, provides that any person convicted of this offense or any similar offense of any state or the United States which contains the same elements as this offense shall be permanently barred from contracting with any unit of State or local government. No corporation shall be barred from contracting with any unit of State or local government as a result of a conviction under this Section of any employee or agent of such corporation if the employee so convicted is no longer employed by the corporation and: (1) it has been finally adjudicated not guilty or (2) if it demonstrates to the governmental entity with which it seeks to contract and that entity finds that the commission of the offense was neither authorized, requested, commanded, nor performed by a director, officer or a high managerial agent in behalf of the corporation.

3. **Bribery.** The bidder or contractor or subcontractor, respectively, certifies that it has not been convicted of bribery or attempting to bribe an officer or employee of the State of Illinois or any unit of local government, nor has the firm made an admission of guilt of such conduct which is a matter of record, nor has an official, agent, or employee of the firm committed bribery or attempted bribery on behalf of the firm and pursuant to the direction or authorization of a responsible official of the firm.

4. **Interim Suspension or Suspension.** The bidder or contractor or subcontractor, respectively, certifies that it is not currently under a suspension as defined in Subpart I of Title 44 Subtitle A Chapter III Part 6 of the Illinois Administrative Code. Furthermore, if suspended prior to completion of this work, the contract or contracts executed for the completion of this work may be cancelled.

RETURN WITH BID

SIGNATURES

County DuPage
 Local Public Agency Villa Park
 Section Number N/A
 Route North Ardmore Ave

(If an individual)

Signature of Bidder _____
 Business Address _____

(If a partnership)

Firm Name _____
 Signed By _____
 Business Address _____

Inset Names and Addressed of All Partners

} _____

(If a corporation)

Corporate Name Alliance Contractors, Inc
 Signed By *Scott A. [Signature]*
 Vice President
 Business Address 1166 Lake Avenue
Woodstock, IL 60098

Insert Names of Officers

} President Michael J. Paulson
 Secretary Helen J. Ruth
 Treasurer _____

Attest. *[Signature]*
 Asst Secretary

Route N Ardmore Ave Retaining Wa
 County DuPage
 Local Agency Villa Park
 Section _____

RETURN WITH BID

PAPER BID BOND

WE Alliance Contractors, Inc., 1166 Lake Avenue, Woodstock, IL 60098 as PRINCIPAL,
 and Travelers Casualty and Surety Company of America, 215 Shuman Boulevard, Naperville, IL 60563 as SURETY.

are held jointly, severally and firmly bound unto the above Local Agency (hereafter referred to as "LA") in the penal sum of 5% of the total bid price, or for the amount specified in the proposal documents in effect on the date of invitation for bids whichever is the lesser sum. We bind ourselves, our heirs, executors, administrators, successors, and assigns, jointly pay to the LA this sum under the conditions of this instrument.

WHEREAS THE CONDITION OF THE FOREGOING OBLIGATION IS SUCH that, the said PRINCIPAL is submitting a written proposal to the LA acting through its awarding authority for the construction of the work designated as the above section.

THEREFORE if the proposal is accepted and a contract awarded to the PRINCIPAL by the LA for the above designated section and the PRINCIPAL shall within fifteen (15) days after award enter into a formal contract, furnish surety guaranteeing the faithful performance of the work, and furnish evidence of the required insurance coverage, all as provided in the "Standard Specifications for Road and Bridge Construction" and applicable Supplemental Specifications, then this obligation shall become void; otherwise it shall remain in full force and effect.

IN THE EVENT the LA determines the PRINCIPAL has failed to enter into a formal contract in compliance with any requirements set forth in the preceding paragraph, then the LA acting through its awarding authority shall immediately be entitled to recover the full penal sum set out above, together with all court costs, all attorney fees, and any other expense of recovery.

IN TESTIMONY WHEREOF, the said PRINCIPAL and the said SURETY have caused this instrument to be signed by their respective officers this 27th day of February 2018

Principal

Alliance Contractors, Inc. _____
 (Company Name) (Company Name)
 By: Scott A. Marquart Vice President By: _____
 (Signature and Title) (Signature and Title)

(If PRINCIPLE is a joint venture of two or more contractors, the company names, and authorized signatures of each contractor must be affixed.)

Surety

Travelers Casualty and Surety Company of America By: Oscar F. Rincon
 (Name of Surety) (Signature of Attorney-in-Fact)

STATE OF ILLINOIS,
 COUNTY OF KENDALL

I, Gina M. Damato, a Notary Public in and for said county,

do hereby certify that Scott A. Marquart and Oscar F. Rincon
 (Insert names of individuals signing on behalf of PRINCIPAL & SURETY)

who are each personally known to me to be the same persons whose names are subscribed to the foregoing instrument on behalf of PRINCIPAL and SURETY, appeared before me this day in person and acknowledged respectively, that they signed and delivered said instruments as their free and voluntary act for the uses and purposes therein set forth.

Given under my hand and notarial seal this 27th day of February 2018

My commission expires April 5, 2020



ELECTRONIC BID BOND

Electronic bid bond is allowed (box must be checked by LA if electronic bid bond is allowed)
 The Principal may submit an electronic bid bond, in lieu of completing the above section of the Proposal Bid Bond Form. By providing an electronic bid bond ID code and signing below, the Principal is ensuring the identified electronic bid bond has been executed and the Principal and Surety are firmly bound unto the LA under the conditions of the bid bond as shown above. (If PRINCIPAL is a joint venture of two or more contractors, an electronic bid bond ID code, company/Bidder name title and date must be affixed for each contractor in the venture.)

_____ Electronic Bid Bond ID Code

_____ (Company/Bidder Name)
 _____ (Signature and Title) _____ Date



Travelers Casualty and Surety Company of America
Travelers Casualty and Surety Company
St. Paul Fire and Marine Insurance Company

POWER OF ATTORNEY

KNOW ALL MEN BY THESE PRESENTS: That Travelers Casualty and Surety Company of America, Travelers Casualty and Surety Company, and St. Paul Fire and Marine Insurance Company are corporations duly organized under the laws of the State of Connecticut (herein collectively called the "Companies")...

IN WITNESS WHEREOF, the Companies have caused this instrument to be signed, and their corporate seals to be hereto affixed, this 3rd day of February, 2017.



State of Connecticut

City of Hartford ss.

By: [Signature]
Robert L. Raney, Senior Vice President

On this the 3rd day of February, 2017, before me personally appeared Robert L. Raney, who acknowledged himself to be the Senior Vice President of Travelers Casualty and Surety Company of America, Travelers Casualty and Surety Company, and St. Paul Fire and Marine Insurance Company...

In Witness Whereof, I hereunto set my hand and official seal.

My Commission expires the 30th day of June, 2021



[Signature]
Marie C. Tetreault, Notary Public

This Power of Attorney is granted under and by the authority of the following resolutions adopted by the Boards of Directors of Travelers Casualty and Surety Company of America, Travelers Casualty and Surety Company, and St. Paul Fire and Marine Insurance Company, which resolutions are now in full force and effect, reading as follows:

RESOLVED, that the Chairman, the President, any Vice Chairman, any Executive Vice President, any Senior Vice President, any Vice President, any Second Vice President, the Treasurer, any Assistant Treasurer, the Corporate Secretary or any Assistant Secretary may appoint Attorneys-in-Fact and Agents to act for and on behalf of the Company...

FURTHER RESOLVED, that the Chairman, the President, any Vice Chairman, any Executive Vice President, any Senior Vice President or any Vice President may delegate all or any part of the foregoing authority to one or more officers or employees of this Company, provided that each such delegation is in writing and a copy thereof is filed in the office of the Secretary; and It is

FURTHER RESOLVED, that any bond, recognizance, contract of indemnity, or writing obligatory in the nature of a bond, recognizance, or conditional undertaking shall be valid and binding upon the Company when (a) signed by the President, any Vice Chairman, any Executive Vice President, any Senior Vice President or any Vice President...

FURTHER RESOLVED, that the signature of each of the following officers: President, any Executive Vice President, any Senior Vice President, any Vice President, any Assistant Vice President, any Secretary, any Assistant Secretary, and the seal of the Company may be affixed by facsimile to any Power of Attorney or to any certificate relating thereto...

I, Kevin E. Hughes, the undersigned, Assistant Secretary of Travelers Casualty and Surety Company of America, Travelers Casualty and Surety Company, and St. Paul Fire and Marine Insurance Company, do hereby certify that the above and foregoing is a true and correct copy of the Power of Attorney executed by said Companies, which remains in full force and effect.

Dated this 27th day of February, 2018



[Signature]
Kevin E. Hughes, Assistant Secretary

To verify the authenticity of this Power of Attorney, please call us at 1-800-421-3880. Please refer to the above-named Attorney-in-Fact and the details of the bond to which the power is attached.



**Illinois Department
of Transportation**

**Apprenticeship or Training
Program Certification**

Return with Bid

Route	<u>North Ardmore Ave</u>
County	<u>DuPage</u>
Local Agency	<u>Villa Park</u>
Section	<u>N/A</u>

All contractors are required to complete the following certification:

For this contract proposal or for all groups in this deliver and install proposal.

For the following deliver and install groups in this material proposal:

Illinois Department of Transportation policy, adopted in accordance with the provisions of the Illinois Highway Code, requires this contract to be awarded to the lowest responsive and responsible bidder. The award decision is subject to approval by the Department. In addition to all other responsibility factors, this contract or deliver and install proposal requires all bidders and all bidders' subcontractors to disclose participation in apprenticeship or training programs that are (1) approved by and registered with the United States Department of Labor's Bureau of Apprenticeship and Training, and (2) applicable to the work of the above indicated proposals or groups. Therefore, all bidders are required to complete the following certification:

- I. Except as provided in paragraph IV below, the undersigned bidder certifies that it is a participant, either as an individual or as part of a group program, in an approved apprenticeship or training program applicable to each type of work or craft that the bidder will perform with its own employees.
- II. The undersigned bidder further certifies for work to be performed by subcontract that each of its subcontractors submitted for approval either (A) is, at the time of such bid, participating in an approved, applicable apprenticeship or training program; or (B) will, prior to commencement of performance of work pursuant to this contract, establish participation in an approved apprenticeship or training program applicable to the work of the subcontract.
- III. The undersigned bidder, by inclusion in the list in the space below, certifies the official name of each program sponsor holding the Certificate of Registration for all of the types of work or crafts in which the bidder is a participant and that will be performed with the bidder's employees. Types of work or craft that will be subcontracted shall be included and listed as subcontract work. The list shall also indicate any type of work or craft job category for which there is no applicable apprenticeship or training program available.

see attached

K. Apprenticeship and Training Certification

- 1. DuPage County Cement Masons Local #803 Joint Apprenticeship Committee**
- 2. Bureau of Apprenticeship and Training Operating Engineers Local #150**
- 3. Chicagoland Laborers Training and Apprenticeship Program**
- 4. Cement Masons Area Joint Apprenticeship and Cement Masons Union Local #502**
- 5. Chicago and Northeast Illinois District Council of Carpenters Apprenticeship and Training Program**

IV. Except for any work identified above, any bidder or subcontractor that shall perform all or part of the work of the contract or deliver and install proposal solely by individual owners, partners or members and not by employees to whom the payment of prevailing rates of wages would be required, check the following box, and identify the owner/operator workforce and positions of ownership.

The requirements of this certification and disclosure are a material part of the contract, and the contractor shall require this certification provision to be included in all approved subcontracts. The bidder is responsible for making a complete report and shall make certain that each type of work or craft job category that will be utilized on the project is accounted for and listed. The Department at any time before or after award may require the production of a copy of each applicable Certificate of Registration issued by the United States Department of Labor evidencing such participation by the contractor and any or all of its subcontractors. In order to fulfill the participation requirement, it shall not be necessary that any applicable program sponsor be currently taking or that it will take applications for apprenticeship, training or employment during the performance of the work of this contract or deliver and install proposal.

Bidder: Alliance Contractors, Inc

By: 
(Signature)

Address: 1166 Lake Ave., Woodstock, IL 60098

Title: Vice President

RETURN WITH BID



Affidavit of Illinois Business Office

County DuPage
Local Public Agency Villa Park
Section Number N/A
Route North Ardmore Ave

State of Illinois)
County of McHenry) ss.


I, Scott A. Marquart of Woodstock, Illinois, (Name of Affiant) (City of Affiant) (State of Affiant)

being first duly sworn upon oath, states as follows:

- 1. That I am the Vice President of Alliacne Contractors, Inc. officer or position bidder
2. That I have personal knowledge of the facts herein stated.
3. That, if selected under this proposal, Alliance Contractors, Inc. (bidder) will maintain a business office in the State of Illinois which will be located in McHenry County, Illinois.
4. That this business office will serve as the primary place of employment for any persons employed in the construction contemplated by this proposal.
5. That this Affidavit is given as a requirement of state law as provided in Section 30-22(8) of the Illinois Procurement Code.

Signature of Scott A. Marquart
Scott A. Marquart (Print Name of Affiant)

This instrument was acknowledged before me on 27th day of February, 2018.



Signature of Dawn L. Thibadeau
(Signature of Notary Public)

OWNER COPY
Illinois Department
of Transportation

CONTRACT
Affidavit of Availability

For the Letting of: March 9, 2018

Bureau of Construction
 2300 South Dirksen Parkway/ Room 322
 Springfield, Illinois 62764

Instructions: Complete this form by either typing or using black ink. "Authorization to Bid" will not be issued unless both sides of this form are completed in detail. Use additional forms as needed to list all work.

Part I. Work Under Contract

List below all work you have under contract as either a prime contractor or a subcontractor. It is required to include all pending low bids not yet awarded or rejected. In a joint venture, list only that portion of the work which is the responsibility of your company. The uncompleted dollar value is to be based upon the most recent engineer's or owners estimate, and must include work subcontracted to others. If no work is contracted, show NONE.

	1 6004	2 Cont.	3 7002	4 7003	Cont.	
Contract Number	61B99		61C88	61D26		
Contract With	IDOT		IDOT	IDOT		
Estimated Completion Date	10/1/2018		6/1/2018	6/15/2018		Accumulated
Total Contract Price	\$2,462,133.00		\$429,138.00	\$4,064,009.00		Totals
Uncompleted Dollar Value if Firm is the Prime Contractor	\$1,360,712.00		\$249,117.00	\$158,931.00		\$1,768,760.00
Uncompleted Dollar Value if Firm is the Subcontractor						\$0.00
Total Value of Work						\$1,768,760.00

Part II. Awards Pending and Uncompleted Work to be done with your own forces.

List below the uncompleted dollar value of work for each contract and awards pending to be completed with your own forces. All work subcontracted to others will be listed on the reverse of this form. In a joint venture, list only that portion of the work to be done by your company. If no work is contracted, show NONE.

					Accumulated Totals
Earthwork					\$0.00
Portland Cement Concrete Paving					\$0.00
HMA Plant Mix					\$0.00
HMA Paving					\$0.00
Clean & Seal Cracks / Joints					\$0.00
Aggregate Bases & Surfaces					\$0.00
Highway, R.R. and Waterway Structures					\$0.00
Drainage					\$0.00
Electrical					\$0.00
Cover and Seal Coats					\$0.00
Concrete Construction	\$579,236.00			\$26,448.00	\$605,684.00
Landscaping					\$0.00
Fencing					\$0.00
Guardrail					\$0.00
Temp Soil Retention					\$0.00
Sound Wall					\$0.00
Cold Milling, Planning & Rotomilling					\$0.00
Demolition					\$0.00
Pavement Markings (Paint)					\$0.00
Signing			\$98,410.00		\$98,410.00
Layout					\$0.00
Totals	\$579,236.00	\$0.00	\$98,410.00	\$26,448.00	\$704,094.00

Disclosure of this information is REQUIRED to accomplish the statutory purpose as outlined in the "Illinois Procurement Code". Failure to comply will result in non-issuance of an "Authorization To Bid." This form has been approved by the State Forms Management Center.

Illinois Department of Transportation

Affidavit of Availability

Bureau of Construction
2300 South Dirksen Parkway/ Room 322
Springfield, Illinois 62764

For the Letting of: March 9, 2018

Instructions: Complete this form by either typing or using black ink. "Authorization to Bid" will not be issued unless both sides of this form are completed in detail. Use additional forms as needed to list all work.

Part I. Work Under Contract

List below all work you have under contract as either a prime contractor or a subcontractor. It is required to include all pending low bids not yet awarded or rejected. In a joint venture, list only that portion of the work which is the responsibility of your company. The uncompleted dollar value is to be based upon the most recent engineer's or owners estimate, and must include work subcontracted to others. If no work is contracted, show **NONE**.

	5 7024	6 7026	7 7031	8 7050	Awards Pending	
Contract Number		60D73				
Contract With	Huntley	Home Towne	Berger	Long Grove		
Estimated Completion Date	6/1/2018	7/1/2018	10/1/2018	7/1/2018		Accumulated
Total Contract Price	\$464,675.00	\$27,950.00	\$1,960,176.00	\$77,794.00		Totals
Uncompleted Dollar Value if Firm is the Prime Contractor	\$261,890.00	\$27,950.00		\$77,794.00		\$2,136,394.00
Uncompleted Dollar Value if Firm is the Subcontractor			\$1,960,176.00			\$1,960,176.00
Total Value of Work						\$4,096,570.00

Part II. Awards Pending and Uncompleted Work to be done with your own forces.

List below the uncompleted dollar value of work for each contract and awards pending to be completed with your own forces. All work subcontracted to others will be listed on the reverse of this form. In a joint venture, list only that portion of the work to be done by your company. If no work is contracted, show **NONE**.

					Accumulated Totals	
Earthwork					\$0.00	
Portland Cement Concrete Paving					\$0.00	
HMA Plant Mix					\$0.00	
HMA Paving					\$0.00	
Clean & Seal Cracks / Joints					\$0.00	
Aggregate Bases & Surfaces					\$0.00	
Highway, R.R. and Waterway Structures			\$595,351.00	\$77,794.00	\$673,145.00	
Drainage					\$0.00	
Electrical					\$0.00	
Cover and Seal Coats					\$0.00	
Concrete Construction	\$147,025.00	\$27,950.00	\$160,198.00		\$940,857.00	
Landscaping					\$0.00	
Fencing					\$0.00	
Guardrail					\$0.00	
Temp Soil Retention					\$0.00	
Sound Wall					\$0.00	
Cold Milling, Planning & Rotomilling					\$0.00	
Demolition					\$0.00	
Pavement Markings (Paint)					\$0.00	
Signing					\$98,410.00	
Layout					\$0.00	
Totals	\$147,025.00	\$27,950.00	\$755,549.00	\$77,794.00	\$0.00	\$1,712,412.00

Disclosure of this information is **REQUIRED** to accomplish the statutory purpose as outlined in the "Illinois Procurement Code". Failure to comply will result in non-issuance of an "Authorization To Bid." This form has been approved by the State Forms Management Center.

Illinois Department of Transportation

Affidavit of Availability

For the Letting of: March 9, 2018

Bureau of Construction
2300 South Dirksen Parkway/ Room 322
Springfield, Illinois 62764

Instructions: Complete this form by either typing or using black ink. "Authorization to Bid" will not be issued unless both sides of this form are completed in detail. Use additional forms as needed to list all work.

Part I. Work Under Contract

List below all work you have under contract as either a prime contractor or a subcontractor. It is required to include all pending low bids not yet awarded or rejected. In a joint venture, list only that portion of the work which is the responsibility of your company. The uncompleted dollar value is to be based upon the most recent engineer's or owners estimate, and must include work subcontracted to others. If no work is contracted, show **NONE**.

	9	10	11	12	Awards Pending	
	7052					
Contract Number						
Contract With	Curran					
Estimated Completion Date	8/1/2016					Accumulated
Total Contract Price	\$395,346.00					Totals
Uncompleted Dollar Value if Firm is the Prime Contractor	\$395,346.00					\$2,531,740.00
Uncompleted Dollar Value if Firm is the Subcontractor						\$1,960,176.00
Total Value of Work						\$4,491,916.00

Part II. Awards Pending and Uncompleted Work to be done with your own forces.

List below the uncompleted dollar value of work for each contract and awards pending to be completed with your own forces. All work subcontracted to others will be listed on the reverse of this form. In a joint venture, list only that portion of the work to be done by your company. If no work is contracted, show **NONE**.

						Accumulated Totals
Earthwork						\$0.00
Portland Cement Concrete Paving						\$0.00
HMA Plant Mix						\$0.00
HMA Paving						\$0.00
Clean & Seal Cracks / Joints						\$0.00
Aggregate Bases & Surfaces						\$0.00
Highway, R.R. and Waterway Structures						\$673,145.00
Drainage						\$0.00
Electrical						\$0.00
Cover and Seal Coats						\$0.00
Concrete Construction	\$395,346.00					\$1,336,203.00
Landscaping						\$0.00
Fencing						\$0.00
Guardrail						\$0.00
Temp Soil Retention						\$0.00
Sound Wall						\$0.00
Cold Milling, Planing & Rotomilling						\$0.00
Demolition						\$0.00
Pavement Markings (Paint)						\$0.00
Signing						\$98,410.00
Layout						\$0.00
Totals	\$395,346.00	\$0.00	\$0.00	\$0.00	\$0.00	\$2,107,758.00

Disclosure of this information is **REQUIRED** to accomplish the statutory purpose as outlined in the "Illinois Procurement Code". Failure to comply will result in non-issuance of an "Authorization To Bid." This form has been approved by the State Forms Management Center.



VILLAGE OF VILLA PARK

SPECIAL PROVISIONS

FOR

ARDMORE RETAINING WALL

ISSUED FOR BID FEBRUARY 9, 2018

PREPARED BY



**7325 JANES AVENUE
WOODRIDGE, ILLINOIS 60517**

1. CONTRACT NO. _____

2. PROJECT NO. _____

3. PROJECT NAME _____

4. PROJECT ADDRESS _____

5.

**2018 NORTH ARDMORE AVEUNUE RETAINING WALL PROJECT
VILLAGE OF VILLA PARK**

INDEX OF SPECIAL PROVISIONS

TITLE	PAGE NO.
SPECIAL PROVISIONS	1
DEFINITIONS	1
LOCATION OF PROJECT	1
DESCRIPTION OF PROJECT	1
ALTERNATIVES	2
GENERAL SPECIAL PROVISIONS	3
QUALIFICATIONS OF BIDDERS.....	3
BIDS TO REMAIN SUBJECT TO ACCEPTANCE	5
SUBCONTRACTORS	6
INSURANCE	6
INCREASED OR DECREASED QUANTITIES	7
MOBILIZATION.....	7
WINTER WORK	7
PORTABLE TOILET.....	7
WORKING HOURS.....	7
HOLIDAYS.....	8
PUBLIC CONVENIENCE AND SAFETY (D-1).....	8
OPERATION OF WATER DISTRIBUTION FACILITIES.....	9
CONSTRUCTION SAFETY AND HEALTH STANDARDS.....	9
FINAL INSPECTION	9
MAINTENANCE WARRANTY.....	9
MAINTENANCE OF ROADWAYS	10
KEEPING ROADS OPEN TO TRAFFIC	11
RESPONSIBILITY FOR VANDALISM.....	11
USE OF FIRE HYDRANTS	11

**2018 NORTH ARDMORE AVEUNUE RETAINING WALL PROJECT
VILLAGE OF VILLA PARK**

TRENCH BACKFILL AND PIPE BEDDING 12

EXCAVATION AND BACKFILLING OF DRAINAGE AND UTILITY STRUCTURES 12

ADJUSTING RINGS..... 12

SALVAGE AND DISPOSAL OF EXISTING MATERIALS 13

FRAMES, GRATES AND LIDS 13

DATE OF MANUFACTURE 14

IRON AND STEEL MATERIALS 15

PROTECTION OF EXISTING DRAINAGE FACILITIES DURING CONSTRUCTION... 15

DROP HAMMERS..... 15

PAY ITEM SPECIAL PROVISIONS..... 17

PAY ITEM #05 – PARKWAY RESTORATION 17

PAY ITEM #06 – BITUMINOUS MATERIALS (TACK COAT) 18

PAY ITEM #17 – EXPLORATION TRENCH, SPECIAL 18

PAY ITEM #18 – COMBINATION CONCRETE CURB AND GUTTER, TYPE B-6.12
(SPECIAL)..... 19

PAY ITEM #19 – TRAFFIC CONTROL AND PROTECTION (SPECIAL)..... 20

PAY ITEM #21 – PRE–CONSTRUCTION VIDEO RECORDING 21

PAY ITEM #22 – TIMBER RETAINING WALL REMOVAL 24

PAY ITEM #23 – CONTINGENCY ALLOWANCE..... 24

PAY ITEM #24 – CONCRETE PANEL 6" 25

APPENDIX A

- REQUIREMENTS OF BIDDERS ORDINANCE

APPENDIX B

- IRMA CONTRACTUAL INSURANCE GUIDELINES

APPENDIX C

- INDEX FOR SUPPLEMENTAL AND RECURRING SPECIAL PROVISIONS
- CHECK SHEET FOR RECURRING SPECIAL PROVISIONS

**2018 NORTH ARDMORE AVEUNUE RETAINING WALL PROJECT
VILLAGE OF VILLA PARK**

- CHECK SHEET FOR LOCAL ROADS & STREETS RECURRING SPECIAL PROVISIONS
- BDE SPECIAL PROVISIONS
- DRILLED SHAFTS (GBSP86)
- SPECIAL PROVISION FOR INSURANCE (LR 107-4)
- SPECIAL PROVISION FOR EQUIPMENT RENTAL RATES (LR 109)

APPENDIX D

- DUPAGE COUNTY PREVAILING WAGE RATES

APPENDIX E

- STORMWATER POLLUTION PREVENTION PLAN
- NOTICE OF INTENT

**2018 NORTH ARDMORE AVEUNUE RETAINING WALL PROJECT
VILLAGE OF VILLA PARK**

SPECIAL PROVISIONS

The following Special Provisions supplement the "Standard Specifications for Road and Bridge Construction", adopted April 1, 2016 (referred to hereinafter as the Standard Specifications); the "Supplemental Specifications and Recurring Special Provisions", adopted January 1, 2018; the latest edition of the "Illinois Manual on Uniform Traffic Control Devices For Streets and Highways" (IMUTCD); and the "Standard Specifications for Water and Sewer Construction in Illinois", 7th Edition, 2014 (referred to hereinafter as the Water and Sewer Specifications). In case of conflict with any part or parts of said Specifications, these Special Provisions shall take precedence and shall govern. Where no conflict exists, the said Specifications shall apply to this Contract as if repeated in their entirety herein.

DEFINITIONS

Contractor. The individual, firm, partnership, joint venture, or corporation contracting with the Village of Villa Park for performance of prescribed work.

Department, Owner or Village. The Village of Villa Park, DuPage County, Illinois.

Engineer. The Resident Engineer who is the authorized representative of the Village of Villa Park in immediate charge of the engineering details of a construction project.

LOCATION OF PROJECT

North Ardmore Avenue frontage road is located approximately 150' North of E Sunset Drive. Only access to the frontage road is from North Ardmore Avenue; across the street from W Ridge Road. Project is located on West side of frontage road at the dead-end. Project starts at the Northwest corner of the dead-end and extends approximately 60' South and 5' East. Net length of the retaining wall is 52.5'.

DESCRIPTION OF PROJECT

The work consists of pavement removal, earth excavation, structure removal, retaining wall construction, hot-mix asphalt paving, combination concrete curb and gutter removal and installation, parkway restoration, and other related and incidental work necessary to complete the improvements as shown on the plans and as described herein.

**2018 NORTH ARDMORE AVEUNUE RETAINING WALL PROJECT
VILLAGE OF VILLA PARK****ALTERNATIVES**

The Contractor shall submit a bid price for Alternative 1 and Alternative 2 using the unit prices. The Village will award only one alternative and the bid unit prices shall remain unchanged throughout the entire contract length including the warranty period.

The Contractor shall perform all portions of the work in accordance with the requirements of the plans, specifications, and special provisions and shall comply with the requirements contained in the respective specification sections. For Alternative 1, the contractor shall use 6" precast reinforced concrete panel in the installation of retaining wall. For Alternative 2, the contractor shall use 6"X6" treated timber lagging in the installation of retaining wall. All other items for the project shall remain unchanged in each alternative.

**2018 NORTH ARDMORE AVEUNUE RETAINING WALL PROJECT
VILLAGE OF VILLA PARK****GENERAL SPECIAL PROVISIONS****QUALIFICATIONS OF BIDDERS**

Bidders will comply with all applicable Federal, State and local laws and requirements, and will further meet the qualifications prescribed in this and other applicable portions of these provisions.

Bidder, in submitting a Bid, certifies that Bidder is in compliance with all applicable Federal, State and local laws and requirements, and that Bidder further meets the qualifications prescribed in this and other applicable portions of these provisions. Engineer's determination as to the compliance and qualifications of the Bidder will be final, and Bidder, in submitting a Bid, agrees to be bound by that determination.

Bidder, in submitting a Bid, certifies that Bidder is in compliance with the following requirements and qualifications. Bidder further certifies that Bidder is able to provide written evidence of Bidder's compliance with the following requirements and qualifications. Bidder shall, upon request by Engineer, submit such written evidence within five (5) calendar days of the Engineer's request, as well as any other written evidence which Engineer may deem necessary for the purpose of evaluating Bidder's qualifications.

- (a) Bidder shall be qualified to do business in the State of Illinois.
- (b) Bidder shall possess either a valid Federal Employer Tax Identification Number (FEIN) or a valid Social Security Number (SSN).
- (c) Bidder shall be able to provide a street address and description of the Bidder's place of business, and the mailing address of the business, if different from the street address.
- (d) Bidder shall be able to provide the number of years Bidder has been engaged in the contracting business under the present firm name, and the name of the state where incorporated.
- (e) Bidder shall be able to provide a list of the property and equipment available to the Bidder.
- (f) Bidder shall be able to provide a financial statement demonstrating that the Bidder has the financial resources to meet all obligations related to the Work.
- (g) Bidder shall maintain insurance policies with the coverages required by the Contract, and with the minimum limits of coverage required by the Contract. Bidder shall be able to provide current certificate(s) of insurance for the

**2018 NORTH ARDMORE AVEUNUE RETAINING WALL PROJECT
VILLAGE OF VILLA PARK**

- insurance policies held by Bidder, demonstrating that Bidder holds insurance policies with the coverages required by the contract, and with the minimum limits of coverage required by the Contract.
- (h) Bidder shall have constructed a minimum of three (3) projects of a similar nature in the immediate past five (5) years. Bidder shall be able to provide a list of all projects of a similar nature constructed by Bidder in the immediate past five (5) years, which list shall contain the minimum of three (3) such projects, which list shall provide a description and the location(s) of all such projects, and shall contain the Bidder's performance record and references, as well as the names and current contact information, including addresses and telephone numbers, of persons who acted as owners' representatives for those projects and who have knowledge of those projects, and whom Bidder agrees the Village may contact for the purpose of verifying Bidder's performance and references.
 - (i) Bidder shall be able to provide a list of three (3) references (name, address and telephone number) with knowledge of the integrity and business practices of the bidder. Such references may not be persons who have been employed by Bidder as employees.
 - (j) Bidder shall be able to provide a list of projects presently under Contract, the awarded Contract amount of each, the approximate adjusted Contract amount of each (if applicable), and the dollar amount or percent of completion of each.
 - (k) Bidder shall be able to provide a list of Contracts which have resulted in lawsuits, whether against Bidder as a prime contractor, against Bidder as a subcontractor, or against Bidder as a party in any other capacity; or against subcontractors or suppliers performing work for Bidder or under Contract held by Bidder.
 - (l) Bidder shall be able to provide a list of Contracts defaulted.
 - (m) Bidder shall be able to provide a statement indicating whether or not Bidder has ever filed bankruptcy.
 - (n) Bidder shall be able to provide a list of all officers of the firm, which list shall also indicate those officers who, while in the employ of the firm or in the employ of previous firms, were associated with Contracts which resulted in lawsuits, Contracts defaulted, or firms which filed for bankruptcy.
 - (o) Bidder shall maintain personnel guaranteed to be employed in the responsible charge of the Work, which personnel possess sufficient technical experience to ensure the satisfactory completion of the Work. Bidder shall be

**2018 NORTH ARDMORE AVEUNUE RETAINING WALL PROJECT
VILLAGE OF VILLA PARK**

able to provide the names and technical experience of such personnel, as well as statements as to whether the personnel have or have not performed satisfactorily on other contracts of like nature and magnitude or comparable difficulty at similar rate of progress.

- (p) Bidder shall be able to provide a list of subcontractors and suppliers anticipated to be employed by Bidder for the purpose of completing the Work, including the firm name, street address and description of place of business; mailing address of business (if different); phone, fax and e-mail contact information of business; name of primary contact; and a list of any projects or contracts for which Bidder currently owes monies to said firm, which list shall include a description of the project or contract, the amount currently due to said firm, the period of time for which those monies have been owed, and the expected date of payment of those monies.
- (q) Bidder shall participate in active apprenticeship and training programs approved by and registered with the United States Department of Labor Bureau of Apprenticeship and Training for each of the trades of work contemplated under the Contract. Bidder shall be able to provide evidence of Bidder's participation in such apprenticeship and training programs.
- (r) Bidder shall only employ subcontractors who meet the requirements prescribed in this section and other sections of these specifications.
- (s) Bidder shall be able to provide such other information as may assist the Village in determining whether the Bidder is adequately prepared to fulfill the Contract.

These requirements and qualifications are not intended to discourage bidding, to make it difficult for qualified Bidders to submit Bids, or to discourage beginning contractors. The purpose of these requirements and qualifications is to allow the Village to obtain sufficient information about Bidder's financial state, available equipment, personnel, and previous work experience so that the Village may mitigate the hazards involved in awarding contracts to parties who may not be qualified to perform the Work as specified.

A copy of Village of Villa Park Ordinance No. 3733, amending the requirements of bidders for construction projects, is provided as Appendix A.

BIDS TO REMAIN SUBJECT TO ACCEPTANCE

All bids shall remain subject to acceptance by the Village for a period of 60 calendar days from the date of the bid opening. The Village may extend the acceptance period by up to an additional 60 calendar days upon written notice to all bidders by the Village.

**2018 NORTH ARDMORE AVEUNUE RETAINING WALL PROJECT
VILLAGE OF VILLA PARK****BID PRICE LIMITATIONS**

The bid price for TRAFFIC CONTROL AND PROTECTION shall not exceed 5 percent of the total bid price. If the bid price for TRAFFIC CONTROL AND PROTECTION exceeds 5 percent of the total bid price, the Village may reject the Bid.

The bid price for CONSTRUCTION LAYOUT shall not exceed 2 percent of the total bid price. If the bid price for CONSTRUCTION LAYOUT exceeds 2 percent of the total bid price, the Village may reject the Bid.

The bid price for PRE CONSTRUCTION VIDEO RECORDING shall not exceed 1 percent of the total bid price. If the bid price for PRE CONSTRUCTION VIDEO RECORDING exceeds 1 percent of the total bid price, the Village may reject the Bid.

Bidder, in submitting a Bid, certifies that the Bid is in compliance with these requirements. The Village's determination as to whether or not to reject a Bid that does not comply with these requirements will be final, and Bidder, in submitting a Bid, agrees to be bound by that determination.

SUBCONTRACTORS

Add the following paragraph to the end of Article 108.01 of the Standard Specifications:

"The apparent low Bidder shall submit to the Village within 7 calendar days after the receipt of bids, a list of the names of Bidder's proposed subcontractors and material suppliers along with a description of the work to be performed or the materials to be supplied by each."

INSURANCE

Insurance and indemnification shall be in accordance with applicable sections of the Standard Specifications, and shall also be in accordance with the "IRMA Contractual Insurance Guidelines", incorporated herein as Appendix B. If a conflict is determined to exist between the requirements prescribed in the Standard Specifications and the requirements prescribed in the IRMA Contractual Insurance Guidelines, such conflict will be resolved as follows:

- a. If a particular type of insurance coverage is required by one standard but not by both, that type of insurance coverage will be required.
- b. If the minimum limits of insurance coverage required by one standard differ from those required by the other standard, the higher minimum limits of insurance coverage will prevail.

**2018 NORTH ARDMORE AVEUNUE RETAINING WALL PROJECT
VILLAGE OF VILLA PARK**

- c. If any other conflicts are determined to exist between the requirements prescribed in the two standards, the stricter of the two requirements will prevail. The Village will make the final determination as to what constitutes a stricter requirement.

INCREASED OR DECREASED QUANTITIES

The Village reserves the right to increase or decrease the amount of work shown in the plans in accordance with Section 109 of the Standard Specifications.

MOBILIZATION

Mobilization shall be in accordance with Section 671 of the Standard Specifications, except as modified herein.

Revise Article 671.02, Basis of Payment, to read:

“671.02 Basis of Payment. This work will not be paid for separately but shall be included in the unit bid prices of the items for which this work applies.”

WINTER WORK

If Contractor elects to begin any site work before or during winter, no additional compensation will be granted for any costs or delays incurred by the Contractor as a result of winter weather. The Contractor shall be responsible for the implementation and cost of any winter shutdown provisions which are deemed necessary by the Engineer.

PORTABLE TOILET

Contractor shall furnish a portable toilet meeting Federal, State and local health department requirements stocked with lavatory and sanitary supplies at all times. The portable toilet shall be provided at a location approved by the Engineer. The portable toilet shall be maintained in a clean and sanitary condition and shall be emptied as needed. This work will not be paid for separately but shall be included in the cost of the contract.

WORKING HOURS

Working hours will be between 7:00 A.M. and 5:00 P.M., Monday through Friday, excluding holidays as designated by the Contract.

**2018 NORTH ARDMORE AVEUNUE RETAINING WALL PROJECT
VILLAGE OF VILLA PARK**

Contractor will not permit the performance of Work outside these working hours without Owner's written consent, which may be given after prior written request to Engineer, except as otherwise required for the safety of persons or the Work or property at the Site or adjacent thereto, and except as otherwise stated in the Contract Documents.

If Contractor permits the performance of Work outside these working hours, Contractor will compensate Owner for the costs of inspection and other services provided by Engineer. Owner will determine the rates at which such inspection and other services are to be compensated. Owner will determine the interval or intervals at which billing will take place, and may, at Owner's discretion, submit invoices for payment to Contractor, or deduct the costs from any monies due or to become due to the Contractor from Owner.

HOLIDAYS

Revise the list of legal holidays in Article 107.09 of the Standard Specifications to read:

- | | |
|------------------|----------------------------|
| New Year's Day | Thanksgiving Day |
| Easter | <u>Thanksgiving Friday</u> |
| Memorial Day | <u>Christmas Eve</u> |
| Independence Day | Christmas Day |
| Labor Day | <u>New Year's Eve</u> |

PUBLIC CONVENIENCE AND SAFETY (D-1)

Effective: May 1, 2012
Revised: July 15, 2012

Add the following to the end of the fourth paragraph of Article 107.09:

"If the holiday is on a Saturday or Sunday, and is legally observed on a Friday or Monday, the length of Holiday Period for Monday or Friday shall apply."

Add the following sentence after the Holiday Period table in the fourth paragraph of Article 107.09:

"The Length of Holiday Period for Thanksgiving shall be from 5:00 AM the Wednesday prior to 11:59 PM the Sunday After"

Delete the fifth paragraph of Article 107.09 of the Standard Specifications:

"On weekends, excluding holidays, on roadways with Average Daily Traffic of 25,000 or greater, all lanes shall be open to traffic from 3:00 P.M. Friday to

**2018 NORTH ARDMORE AVEUNUE RETAINING WALL PROJECT
VILLAGE OF VILLA PARK**

midnight Sunday except where structure construction or major rehabilitation makes it impractical.”

OPERATION OF WATER DISTRIBUTION FACILITIES

Contractor shall not operate any water distribution facilities, including, but not limited to, valves or hydrants. If Contractor requires the operation of such facilities, Contractor shall provide a minimum of 48 hours' notice to the Village and the Village will operate such facilities.

CONSTRUCTION SAFETY AND HEALTH STANDARDS

It is a condition of this contract and shall be made a condition of each subcontract entered into pursuant to this contract that the Contractor and any Subcontractor shall not require any laborer or mechanic employed in performance of that contract to work in surroundings or under working conditions which are unsanitary, hazardous or dangerous to their health or safety, as determined under Federal Construction Safety and Health Standards.

FINAL INSPECTION

Final inspection shall be in accordance with Article 105.13 of the Standard Specifications, except as modified herein.

Revise the second paragraph of Article 105.13, Final Inspection, to read:

“If the inspection discloses any work, in whole or in part, as being unsatisfactory, the Engineer will give the Contractor the necessary instructions for correction of same, and the Contractor shall comply with such instructions within 14 calendar days of receipt of such instructions. The Contractor shall give the Engineer not less than 48 hours notice, in writing, prior to beginning any such corrective work. Upon completion of all corrective work, the Contractor shall give the Engineer notice in writing. Upon receipt of such notice, the Engineer will make another inspection which shall constitute the final inspection provided the work has been satisfactorily completed. In such event, the Engineer will notify the Contractor in writing of the date of final inspection.”

MAINTENANCE WARRANTY

The Contractor shall execute and deliver to the Village, before final payment will be issued, a written warranty, in a form satisfactory to the Village, which guarantees that all

**2018 NORTH ARDMORE AVEUNUE RETAINING WALL PROJECT
VILLAGE OF VILLA PARK**

work is in accordance with the contract and will not be defective. This warranty shall guarantee all work for a period of 1 year from the date of final inspection.

The Contractor shall furnish a warranty bond in an amount equal to 10 percent of the final contract amount, or \$8,000.00, whichever is greater, by a surety satisfactory to the Village to guarantee Contractor's warranty to repair defective work.

If, within the warranty period, the Village determines any work to be defective, a written notice of such deficiency will be sent to the Contractor by certified mail.

The Contractor shall, within 14 calendar days of receipt of the notice of deficiency, and without cost to the Village, correct or repair such defective work, or remove and replace the defective work in accordance with the contract requirements for the item or items in question.

If Contractor desires an extension of time to complete the corrective work, Contractor shall make such request in writing within 10 calendar days of receipt of the notice of deficiency. After the Contractor has filed a request for an extension of time, the Village will notify the Contractor, in writing, whether or not such extension will be approved.

Should the Contractor fail to complete the corrective work within the 14 calendar days or within such extended time as may have been allowed, the Contractor shall be liable and shall pay to the Village the amount shown in the Schedule of Deductions for Each Day of Overrun in Contract Time, not as a penalty but as liquidated damages, for each day of overrun beyond the 14 calendar days or such extended time as may have been allowed.

MAINTENANCE OF ROADWAYS

Effective: September 30, 1985

Revised: November 1, 1996

Beginning on the date that work begins on this project, the Contractor shall assume responsibility for normal maintenance of all existing roadways within the limits of the improvement. This normal maintenance shall include all repair work deemed necessary by the Engineer, but shall not include snow removal operations. Traffic control and protection for maintenance of roadways will be provided by the Contractor as required by the Engineer.

If items of work have not been provided in the contract, or otherwise specified for payment, such items, including the accompanying traffic control and protection required by the Engineer, will be paid for in accordance with Article 109.04 of the "Standard Specifications".

**2018 NORTH ARDMORE AVEUNUE RETAINING WALL PROJECT
VILLAGE OF VILLA PARK****KEEPING ROADS OPEN TO TRAFFIC**

All roads shall remain open to traffic unless otherwise shown on the contract plans. When necessary to close one lane because of construction, the Contractor shall maintain one-way traffic during construction hours with the use of signs and flaggers as shown on the Traffic Control Standards. Two lanes of traffic will be maintained during nights and weekends when no construction activities are being carried on.

RESPONSIBILITY FOR VANDALISM

The Contractor shall be responsible for the protection of all equipment and materials. Any equipment or materials which are stolen, missing, lost, damaged or vandalized shall be the Contractor's responsibility to replace or repair as needed at no additional cost to the contract.

The Contractor shall be responsible for the defacement of any concrete pours before they have set up. Concrete pavement, sidewalk, driveway, or curbing that has been defaced, in the opinion of the Engineer, shall be removed and replaced by the Contractor at Contractor's expense.

USE OF FIRE HYDRANTS

Revise Article 107.18, Use of Fire Hydrants, of the Standard Specifications to read:

“107.18 Use of Fire Hydrants. If Contractor requires water for the completion of construction operations, and desires to obtain water from the Village, the Contractor shall make written application to the Village. If such application is approved by the Village, the Contractor shall obtain water from the fire hydrant located at 100 West Home Avenue, adjacent to the Village of Villa Park Fleet Maintenance Garage. Contractor's use of said hydrant and methods of obtaining water shall be in compliance with all applicable ordinances, rules, and regulations concerning such use. Contractor shall furnish all labor and equipment necessary to make a connection to said hydrant, and to obtain and transport water.

Prior to obtaining water, Contractor shall make written application to the Village for temporary use of a hydrant meter. If the application for temporary use of a hydrant meter is approved, the Contractor shall provide a deposit of three-thousand dollars (\$3,000.00) to the Village for the temporary use of said hydrant meter, which deposit will be held by the Village until such time that the meter is returned to the Village by the Contractor in satisfactory condition. Contractor shall use said hydrant meter when obtaining water, and shall comply with all conditions for the use of said meter. Contractor shall return the hydrant meter to the Village within 24 hours of project

**2018 NORTH ARDMORE AVEUNUE RETAINING WALL PROJECT
VILLAGE OF VILLA PARK**

completion and within 24 hours of any request by the Village that the hydrant meter be returned.

If Contractor makes application for temporary use of a hydrant meter and the application is not approved, Contractor shall make record of the quantity of water obtained, along with the date and time obtained, and shall report such information after each use to the Village of Villa Park Public Works Department, 11 West Home Avenue. If such use takes place outside of the normal working hours of the Public Works Department, Contractor shall report such information immediately upon the commencement of normal working hours.

Contractor shall not use, operate or obtain water from any hydrants other than the hydrant prescribed. Contractor shall not obtain water from the Village for construction operations or activities not under contract with the Village.

If a water main break occurs and the Village determines that the water main break is a result of Contractor's use of a hydrant, the Village may require the Contractor to repair the water main break in accordance with all applicable construction standards and requirements and at no cost to the contract, or may repair the water main break by other means and invoice the Contractor for reimbursement of the Village's costs.

Water usage will be measured according to the Special Provisions WATER USAGE DEDUCTION and WATER USAGE CREDIT."

TRENCH BACKFILL AND PIPE BEDDING

All trench backfill and pipe bedding materials furnished under this contract shall be virgin, non-recycled materials.

EXCAVATION AND BACKFILLING OF DRAINAGE AND UTILITY STRUCTURES

Excavation, bedding and backfilling of drainage and utility structures which are constructed, reconstructed, or adjusted as a part of this contract will not be paid for separately but shall be included in the cost of the items to which this work pertains.

ADJUSTING RINGS

All drainage and utility structures which are constructed, reconstructed, or adjusted as a part of this contract shall have adjusting rings installed between the topmost section of the structure and the casting.

**2018 NORTH ARDMORE AVEUNUE RETAINING WALL PROJECT
VILLAGE OF VILLA PARK**

Each structure shall be fitted with a minimum of one adjusting ring and a maximum of two adjusting rings. The topmost adjusting ring on each structure shall be rubber. The second adjusting ring on each structure, if needed, shall be precast concrete with steel reinforcement. The total height of all adjusting rings on a single structure shall be a minimum of 2 in. and a maximum of 12 in.

The mating faces of adjusting rings shall be smooth, parallel, and free of cracks, chips, spalling, or casting irregularities. Rubber mastic shall be installed between each joint.

Adjusting rings will not be paid for separately but shall be included in the cost of the items to which this work pertains.

SALVAGE AND DISPOSAL OF EXISTING MATERIALS

Existing manufactured materials which are removed and are not to be reused, including, but not limited to, frames, grates, lids, castings, fire hydrants, valves, stops, and fittings, shall remain the property of the Village unless the Engineer waives this requirement as specified herein.

Existing manufactured materials which are removed and are not to be reused will be inspected by the Engineer. Materials which are determined by the Engineer to be in satisfactory condition shall remain the property of the Village and shall be delivered by the Contractor to the Village of Villa Park Public Works Department yard located at 51 South Ardmore Avenue in Villa Park. Delivery shall be made during the normal working hours of the Village of Villa Park Public Works Department and the Contractor shall coordinate the day, time, and other details of delivery with the Village.

Materials which are determined by the Engineer to be in unsatisfactory condition shall become the property of the Contractor and shall be removed from the site by the end of the workday and properly disposed of by the Contractor.

The delivery or disposal of materials will not be paid for separately but shall be included in the cost of all items that include removal of existing materials.

FRAMES, GRATES AND LIDS

Frames, grates, lids and all other castings furnished under this contract shall be in accordance with Section 602 and Section 604 of the Standard Specifications, except as modified herein.

Castings shall conform to ASTM A48 Class 30. Castings shall be free of cracks, holes, swells, cold shuts, and patches. Castings shall not be coated or painted.

**2018 NORTH ARDMORE AVEUNUE RETAINING WALL PROJECT
VILLAGE OF VILLA PARK**

Frames, grates, lids and other castings shall be furnished in accordance with the following:

1. Sanitary manholes, storm manholes, and water valve vaults shall be furnished with Type 1 frames and closed lids. Type 1 frames and closed lids shall be Neenah R-1713 self-sealing or approved equal.
2. Catch basins and inlets located in non-depressed curb and gutter shall be furnished with Type 11 frames and grates. Type 11 frames and grates shall be Neenah R-3281-A or approved equal.
3. Catch basins and inlets located in depressed curb and gutter shall be furnished with modified Type 11 frames and grates. Modified Type 11 frames and grates shall be Neenah R-3281-A with depressed curb grate or approved equal

All other castings not specified above shall be as shown on the plans or as directed by the Engineer. If any of the castings specified are not compatible in the field due to frame height or other constraints, the Contractor shall propose an alternate casting to the Engineer for approval and shall furnish the alternate casting if approved.

Frames, grates, lids and other castings located within curb ramps or crosswalks shall be substituted with ADA compliant castings.

All closed lid castings furnished under this contract shall be self-sealing, gasketed, watertight, and shall have machined bearing surfaces and concealed pick holes. The top surface of all closed lids shall be embossed with the words "VILLAGE OF VILLA PARK". The top surface of closed lids shall also be embossed with the word "SANITARY", "STORM", or "WATER" as appropriate.

This work will not be paid for separately but shall be included in the cost of all pay items that include the furnishing of frames, grates, lids, or other castings.

DATE OF MANUFACTURE

All manufactured materials furnished under this contract, including, but not limited to, frames, grates, lids, castings, fire hydrants, pipe, drainage and utility structures, valves, stops, and fittings, shall have been manufactured no earlier than January 1 of the calendar year in which they are to be installed.

**2018 NORTH ARDMORE AVEUNUE RETAINING WALL PROJECT
VILLAGE OF VILLA PARK****IRON AND STEEL MATERIALS**

All iron and steel materials furnished under this contract shall be domestically manufactured or produced and fabricated in accordance with Article 106.01 of the Standard Specifications.

PROTECTION OF EXISTING DRAINAGE FACILITIES DURING CONSTRUCTION

Unless otherwise noted in the contract plans, the existing drainage facilities shall remain in use during the period of construction.

Locations of existing drainage structures and sewers, if shown on the contract plans, are approximate. Prior to commencement of work, the Contractor, at his/her own expense, shall determine the exact location of existing structures which are within the proposed construction site.

All drainage structures are to be kept free from any debris resulting from construction operations. All work and materials necessary to prevent accumulation of debris in the drainage structure resulting from construction operations shall be removed at the Contractor's own expense, and no extra compensation will be allowed.

Unless reconstruction or adjustment of an existing manhole, catch basin, or inlet is called for in the contract plans or ordered by the Engineer, the proposed work shall meet the existing elevations of these structures. Should reconstruction or adjustment of a drainage structure be required by the Engineer in the field, the necessary work and payment shall be done in accordance with Section 602 and Article 104.02 respectively, of the Standard Specifications.

Existing frames and grates are to remain unless otherwise noted in the contract plans or as directed by the Engineer. Frames and grates that are missing or damaged prior to construction shall be replaced. The type of replacements frame or grate shall be determined by the Engineer, and replacement and payment for same shall be in accordance with Section 604 and Article 104.02 respectively, of the Standard Specifications unless otherwise noted in the plans or special provisions.

DROP HAMMERS

The use of drop hammers or similar equipment will not be permitted.

2018 NORTH ARDMORE AVEUNUE RETAINING WALL PROJECT
VILLAGE OF VILLA PARK

PAY ITEM SPECIAL PROVISIONS

PAY ITEM #05 – PARKWAY RESTORATION

This work shall be done in accordance with Sections 211 and 252 of the Standard Specifications and the Details provided in the Plans, except where modified herein.

Description. The purpose of this work is to restore the areas disturbed by construction and/or to provide proper drainage in the parkways.

This work shall include restoring disturbed areas within the construction limits, removing excess backfill material, excavating for proposed ADA ramps, furnishing and placing 4" of topsoil in accordance with Section 211, compacting and grading to maintain positive slope, fertilizing, and sodding the areas in accordance with Section 252. Contractor is responsible for repairing any parkway settlement to the engineer's approval.

Materials.

- (a.) Topsoil shall meet the requirements of Article 211.02.
- (b.) Salt Tolerant Sod shall meet the requirements of Article 252.02
- (c.) Fertilizer shall meet the requirements of Article 252.02

Construction. Installation of the topsoil shall be per Article 211.04. Installation of the sod and fertilizer shall be per Articles 252.03-252.06.

Add the following to the end of Article 252.03:

"The removal of excess backfill material shall be included in the pay item for PARKWAY RESTORATION."

Method of Measurement. Parkway Restoration will be measured for payment in place and the area computed in square yards. To be acceptable for final payment, the sod shall be growing in place for a minimum of 30 days in a live, healthy condition. When directed by the Engineer, any defective or unacceptable sod shall be removed, replaced, and watered.

Basis of Payment. This work will be paid for at the contract unit price per square yard for PARKWAY RESTORATION.

**2018 NORTH ARDMORE AVEUNUE RETAINING WALL PROJECT
VILLAGE OF VILLA PARK**

PAY ITEM #06 – BITUMINOUS MATERIALS (TACK COAT)

Description. This work shall consist of the preparation and application of bituminous tack coat on concrete or HMA bases prior to HMA placement. This work shall be in accordance with Section 406 of the Standard Specifications, except as modified herein.

Bituminous tack coat shall be placed at least one hour in advance of the placement of HMA, but no more than 48 hours in advance of the placement of HMA. If Contractor places tack coat more than 48 hours in advance of the placement of HMA, the tack coat will not be measured for payment, and Contractor will place tack coat again in accordance with this provision. Tack coat shall not be placed on weekends or on holidays unless permitted by the Engineer. Tack coat shall not be placed before weekends or holidays when placement of HMA is not expected to take place until after the weekend or holiday, unless permitted by the Engineer.

Basis of Payment. This work will be paid for at the contract unit price per pound for BITUMINOUS MATERIALS (TACK COAT).

PAY ITEM #17 – EXPLORATION TRENCH, SPECIAL

Description. This work shall consist of constructing a trench for the purpose of locating an existing utility or utilities. This work shall be in accordance with Section 213 of the Standard Specifications, except as modified herein.

The exploration trench may be used to locate existing utilities regardless of whether the utilities are public or private; known or unknown; or marked or unmarked. The exploration trench may also be used to determine the material type of existing utilities and to verify clearances between multiple utilities.

The exploration trench shall be constructed at the locations shown on the plans or as directed by the Engineer. The depth of the exploration trench shall vary as necessary, but shall be sufficient to locate the utility or utilities under investigation. The width of the trench shall be sufficient to allow proper investigation of the entire trench.

Method of Measurement. The exploration trench will be measured for payment in feet of actual trench constructed.

Basis of Payment. This work will be paid for at the contract unit price per foot for EXPLORATION TRENCH, SPECIAL, regardless of the depth of the actual trench constructed.

2018 NORTH ARDMORE AVEUNUE RETAINING WALL PROJECT
VILLAGE OF VILLA PARK**PAY ITEM #18 – COMBINATION CONCRETE CURB AND GUTTER, TYPE B-6.12
(SPECIAL)**

Description. This work shall consist of constructing combination concrete curb and gutter as shown on the plans or as directed by the Engineer. This work shall be in accordance with Section 606 of the Standard Specifications, except as modified herein.

Excavation will not be paid for separately but shall be included in the cost of this item.

Combination concrete curb and gutter shall be constructed on a prepared base of mechanically compacted crushed aggregate of CA-6 gradation having a minimum compacted thickness of 4 in.

Wood forms shall be used. Forms constructed of steel or Masonite will not be permitted. Forms for radius sections of the combination concrete curb and gutter shall be constructed of 1 in. thick wood boards.

The height of the curb head may vary as shown on the plans or as directed by the Engineer. Variations in the height of the curb head will not be paid for separately but shall be included in the cost of this item.

Where combination concrete curb and gutter is constructed across driveways, alleys, sidewalk curb ramps, or other designated areas, the top of the curb shall be depressed according to the details shown on the plans or as directed by the Engineer. The transition from full height curb to depressed curb shall be made over a distance equal to at least four times the difference in height between the full height curb and the depressed curb.

Where combination concrete curb and gutter is constructed across sidewalk curb ramps, the depressed curb shall be in compliance with all applicable requirements of the Americans with Disabilities Act (ADA) and the Proposed Guidelines for Accessible Rights-of-Way (PROWAG).

Expansion joints shall be constructed at 60 ft. maximum centers. Expansion joints shall also be constructed at all construction joints, all points of curvature, all points of tangency, within 5 ft. on either side of all curb structure castings, and at additional locations as directed by the Engineer. Expansion joints shall consist of a 1 in. thick preformed bituminous expansion joint filler that extends the full cross section of the combination concrete curb and gutter. Expansion joint filler material that is larger than the cross section of the combination concrete curb and gutter shall be cut to the exact cross section of the combination concrete curb and gutter. Expansion joints shall have two 18 in. long, No. 6 non-deformed epoxy-coated steel dowel bars placed at mid-depth. The dowel bars shall have a greased plastic expansion cap placed on one end of each dowel bar a minimum of 1 in. from the end of the dowel bar.

**2018 NORTH ARDMORE AVEUNUE RETAINING WALL PROJECT
VILLAGE OF VILLA PARK**

Where proposed combination concrete curb and gutter is to be constructed abutting existing combination concrete curb and gutter, the dowel bars shall be drilled into the existing combination concrete curb and gutter. This work will not be paid for separately but shall be included in the cost of this item.

Contraction joints shall be constructed at 15 ft. maximum centers. Where the location of a contraction joint coincides with the location of an expansion joint, the contraction joint may be omitted at the discretion of the Engineer. Contraction joints shall be tooled and sawed. Sawing of contraction joints shall commence as soon as the concrete has hardened sufficiently to permit sawing without excessive raveling, but in no case shall sawing commence less than 4 hours or more than 24 hours after the concrete is placed. Sawing of contraction joints shall be to a depth equal to 1/3 the thickness of the gutter flag and to a width of not less than 1/8 in. Contraction joints shall be sealed according to Article 420.12, except that joints shall be sealed with polysulfide or polyurethane joint sealant.

If Contractor fails to construct joints in accordance with the requirements of this provision and the curb cracks, the Contractor shall remove and replace the affected section of combination concrete curb and gutter extending the full length between the two adjacent joints on either side of the crack. This work will not be paid for but shall be at the Contractor's expense.

Upon removal of the forms from the back of the combination concrete curb and gutter, excavated areas behind the combination concrete curb and gutter shall be immediately backfilled. Areas where pavement or sidewalks are to be constructed shall be backfilled with crushed aggregate of CA-6 or CA-7 gradation and mechanically compacted. Areas where topsoil and sodding are to be placed shall be backfilled with non-organic material acceptable to the Engineer. This work will not be paid for separately but will be included in the cost of this item.

Basis of Payment. This work will be paid for at the contract unit price per foot for COMBINATION CONCRETE CURB AND GUTTER, TYPE B-6.12 (SPECIAL), which price shall include all materials, labor and equipment necessary to complete the work as described herein.

PAY ITEM #19 – TRAFFIC CONTROL AND PROTECTION (SPECIAL)

Description. This work shall consist of the furnishing, installation, maintenance, relocation, and removal of work zone traffic control and protection. This work shall be in accordance with Section 701 of the Standard Specifications, the Supplemental Specifications, the "Illinois Manual of Uniform Traffic Control Devices", the Highway Standards and details contained in the Plans and Special Provisions, and the Special Provisions contained herein, except as modified herein.

**2018 NORTH ARDMORE AVEUNUE RETAINING WALL PROJECT
VILLAGE OF VILLA PARK**

The bid price for TRAFFIC CONTROL AND PROTECTION (SPECIAL) shall not exceed 5 percent of the total bid price. If the bid price for TRAFFIC CONTROL AND PROTECTION (SPECIAL) exceeds 5 percent of the total bid price, the Village may reject the Bid.

Special Attention is called to Article 107.09 of the Standard Specifications and the following Highway Standards, Details, Recurring Local Roads and Streets Special Provisions, and Special Provisions contained herein, relating to traffic control.

HIGHWAY STANDARDS: 701301, 701501, 701801, 701901

DETAILS:

Traffic Control and Protection for Side Roads, Intersections, and Driveways
(TC-10)

SPECIAL PROVISIONS (Included in these Special Provisions):

Maintenance of Roadways
Work Zone Traffic Control Surveillance (LRS 3)
Flaggers in Work Zones (LRS 4)
Sidewalk, Corner, or Crosswalk Closure (BDE)

Contractor shall contact the Village at least 72 hours in advance of beginning work. Construction operations shall be conducted in a manner such that streets shall be open to emergency traffic and accessible as required to local traffic. Advanced notice shall be provided to residents, police, fire, school districts, school bus companies, and trash haulers when access to any street will be temporarily closed or limited. Removal and replacement of curb and gutter and driveways shall be planned so as to cause a minimum of inconvenience to the abutting property owners. The work shall be accomplished such that the streets shall be left open to local traffic at the end of each workday.

Method of Measurement. This work will be measured for payment on a lump sum basis. No measurement will be made of any of the individual components of this work.

Basis of Payment. Traffic control and protection will be paid for at the contract lump sum price for TRAFFIC CONTROL AND PROTECTION (SPECIAL), which price shall include all of the above listed requirements, details, standards, and special provisions.

PAY ITEM #21 – PRE-CONSTRUCTION VIDEO RECORDING

Description. This work shall consist of performing color video and audio recording of the project area and other areas which may be impacted by construction.

**2018 NORTH ARDMORE AVEUNUE RETAINING WALL PROJECT
VILLAGE OF VILLA PARK**

Pre-construction video recordings will include coverage of the project area and all other areas which may be impacted by construction. Video recordings will also include construction easements when applicable. Video recordings will provide a visual record of all physical features within those areas, including, but not limited to, roadways, pavements, curbs, gutters, driveways, driveway aprons, sidewalks, carriage walks, parkways, trees, landscaping, shrubbery, plantings, landscaping walls, retaining walls, signs, sign posts, fences, utility poles, light poles, utilities, equipment, manholes, b-boxes, cleanouts, valves, curb structures, pipelines, buildings, mailboxes, and any other features located within the project area.

Video recordings will begin with an audio narrative which provides the current date and time, the name of the Village and name of project, and a description of both the starting location and the location or locations to be recorded, including street name or names, street addresses, and any additional information which may be necessary to describe the location and subject of viewing.

Video recordings will maintain viewer orientation by means of an audio commentary in the audio track of each video recording which provides an explanation of what is being viewed; and by videotaping landmarks and readily identifiable objects, including property addresses, street signs, or other appropriate objects, at appropriate intervals.

Pre-construction video recordings will be recorded at a rate of travel not exceeding 50 feet per minute, and zooming and panning rates will be controlled to provide clarity of features during playback. The finished product will be provided with bright, clear pictures and accurate colors free from distortion, tearing, rolls, or other forms of picture imperfection. The audio will have proper volume and clarity. All recordings will be performed at times of satisfactory visibility, and when no more than 10 percent of ground is obscured by snow, leaves, or other cover.

If any element within or portion of the project area is not adequately documented by the pre-construction video recording so as to definitively demonstrate its condition prior to the start of construction, Contractor will assume responsibility for the repair, restoration or replacement of that element or portion of the project area. Such repair, restoration or replacement will be to equal or better condition than previously existing, and will further comply with all standards and provisions which govern the work in question.

Schedule. Preconstruction video recording will be performed according to the following schedule:

- (a) Pre-construction video recording will be completed after a Notice to Proceed has been issued.
- (b) Pre-construction video recording will be completed after the Joint Utility Locating Information for Excavators (JULIE) request for the project area has cleared.

**2018 NORTH ARDMORE AVEUNUE RETAINING WALL PROJECT
VILLAGE OF VILLA PARK**

- (c) Pre-construction video recording will be completed before any equipment, materials, or other items are delivered to the site.
- (d) Pre-construction video recording will be completed no more than 7 chargeable days prior to the start of construction.
- (e) Pre-construction video recording will be completed, the required pre-construction video recording deliverables will be submitted to the Engineer, and the Engineer will review and issue written approval of the pre-construction video recording before any activity other than utility locating will be permitted to start. Such activity will include, but not be limited to, delivery of materials and equipment, installation of traffic control and erosion control, and completion of construction layout and tree protection. No days will be charged against the contract time while the video is under review by the Engineer, including the day the deliverables are submitted and the day a response is provided. If the pre-construction video recording or any portions thereof are rejected, the contract time will commence to run until revisions are submitted.
- (f) Pre-construction video recording will be submitted to Engineer for review prior to commencement of any construction, and receive acceptance of recordings prior to commencement of construction. Any areas found not acceptable to the Owner will be re-recorded at no additional cost to the contract.

Deliverables. Video will be high-definition, with a minimum resolution of 1280 × 720 pixels per frame. Video will be filmed in a landscape aspect ratio. Video filmed in a portrait aspect ratio will be considered unacceptable and will be rejected.

Preconstruction video recordings will be provided as electronic files of .avi, .mp4, .m4v, .mkv, .wmv, or .mpg file format, or of such other file format as may be approved by Engineer. Preconstruction video recordings will be provided as independent digital container format files, which container files will include all video, audio, and other electronic information necessary to view the preconstruction video recording as intended.

Video DVD will be considered an unacceptable format for providing preconstruction video recordings, and will be rejected.

Pre-construction video recording electronic files will be provided on a portable electronic media device or devices of one of the following types: USB flash drive, SD flash memory card, CF flash memory card, data DVD, external hard drive, or such other portable electronic media device as may be approved by Engineer. Preconstruction video recording electronic files may also be provided via online file sharing, cloud storage, File Transfer Protocol (FTP), or other online or network file transfer methods if approved by Engineer.

**2018 NORTH ARDMORE AVEUNUE RETAINING WALL PROJECT
VILLAGE OF VILLA PARK**

Pre-construction video recording electronic files will be accompanied by corresponding logs which document the dates, times, and locations covered by each preconstruction video recording electronic file.

Contractor shall maintain copies of all items submitted to Engineer for Contractor's own use and record.

Method of Measurement. This work will be measured for payment on a lump sum basis. No measurement will be made of the individual components of this effort.

Basis of Payment. Pre-construction video recording will be paid for at the contract lump sum price for PRE-CONSTRUCTION VIDEO RECORDING.

PAY ITEM #22 – TIMBER RETAINING WALL REMOVAL

Description. This work shall consist of the removal and off-site disposal of the existing 4 foot tall timber retaining wall. The existing tie backs and deadmen that do not interfere with the proposed construction shall remain. This work shall include the removal, onsite storage, and reinstallation of the existing guardrail and signs. This work shall comply with Section 501 of IDOT Standard Specifications for Road and Bridge Construction.

Basis of Payment. This work shall be measured and paid for at the contract per foot price TIMBER RETAINING WALL REMOVAL.

PAY ITEM #23 – CONTINGENCY ALLOWANCE

Description. A contingency allowance pay item is provided as a part of this contract for the purpose of facilitating the completion of unforeseen or additional work not included in the contract as awarded, and which is determined by the Engineer to be necessary and germane to the contract.

Use of the contingency allowance will be at the discretion of the Engineer. The Engineer may, at the Engineer's discretion, use the contingency allowance for any of the following reasons:

- (a) Facilitate a temporary payment allowance to the Contractor for work completed under existing contract pay items and for which completed quantities exceed contract quantities;
- (b) Facilitate a temporary payment allowance to the Contractor for work completed beyond the scope of existing contract pay items; or

**2018 NORTH ARDMORE AVEUNUE RETAINING WALL PROJECT
VILLAGE OF VILLA PARK**

- (c) Facilitate a temporary payment allowance to the Contractor for the purchase of equipment, materials or such other requisition as Engineer determines to be necessary for the completion of the Work.

Such use of the CONTINGENCY ALLOWANCE will be further subject to approval by the Village. The Village's decision with regard to use of the CONTINGENCY ALLOWANCE will be final.

- A. Any payments made to Contractor under the CONTINGENCY ALLOWANCE will be considered temporary, and will only be retained by Contractor until such time that an authorization of contract changes can be approved and incorporated into the contract.
- B. Contractor, in accepting payments made under the CONTINGENCY ALLOWANCE, agrees to the terms of this and other applicable special provisions. Contractor agrees to relinquish any monies and any claim to monies paid under the CONTINGENCY ALLOWANCE upon approval of an authorization of contract changes and payment for any work for which payment was previously made under the CONTINGENCY ALLOWANCE. Contractor further agrees to return any monies previously paid thereunder.
- C. The CONTINGENCY ALLOWANCE pay item for this contract has been established with a unit of measurement in dollars, a quantity of 5,000.00, and a contract unit price of one dollar (\$1.00), for a total CONTINGENCY ALLOWANCE contract price of five thousand dollars and no cents (\$5,000.00). Bidder, in submitting a bid, accepts the quantity, contract unit price, and total contract price of the CONTINGENCY ALLOWANCE.

Basis of Payment. This work will be paid for at the contract unit price per dollar for CONTINGENCY ALLOWANCE. The total bid amount for this item will be \$5,000.00.

PAY ITEM #24 – CONCRETE PANEL 6"

Description. This work shall consist of fabrication, delivery and installation of precast reinforced concrete panels shown in the plans. Reinforcement bars and construction inserts shall not be measured and paid for separately, but shall be included in the cost of CONCRETE PANEL 6". The exposed face of the panels shall not have any exposed inserts showing on the field installed product. This work shall comply with Section 504 of IDOT Standard Specifications for Road and Bridge Construction.

Basis of Payment. This work shall be measured and paid for at the contract per square foot price of CONCRETE PANEL 6".

**2018 NORTH ARDMORE AVEUNUE RETAINING WALL PROJECT
VILLAGE OF VILLA PARK**

APPENDIX A

REQUIREMENTS OF BIDDERS ORDINANCE

Ordinance No. 3733**AN ORDINANCE OF THE VILLAGE OF VILLA PARK, DUPAGE COUNTY, ILLINOIS AMENDING THE REQUIREMENTS OF BIDDERS FOR CONSTRUCTION PROJECTS**

WHEREAS, the Village of Villa Park (the "*Village*") is a duly organized and validly existing non home-rule municipality created in accordance with the Constitution of the State of Illinois of 1970 and the laws of the State; and,

WHEREAS, section 8-9-1 of the Illinois Municipal Code (65 ILCS 5/8-9-2) allows the Village to require competitive bidding after advertising for bids in the manner prescribed by ordinance; and,

WHEREAS, the President and Board of Trustees desire to adopt purchasing procedures to provide for additional requirements of bidders for construction projects to have active apprenticeship and training programs approved and registered with the United States Department of Labor's Bureau of Apprenticeship and Training and to have bidders show three similar projects they constructed within the last five years.

NOW, THEREFORE, BE IT ORDAINED by the President and Board of Trustees of the Village of Villa Park, DuPage County, Illinois, as follows:

Section 1. That Section 2-219 of the Villa Park Municipal Code, as amended, be and is hereby amended by placing the existing text as subsection A. and adding a new subsection B. to read as follows:

"B. A responsible bidder for the construction of public works projects shall meet and submit evidence of compliance with the following requirements:

- (1) All applicable laws prerequisite to doing business in the State of Illinois,
- (2) A federal employer tax identification number or social security number,
- (3) Provision of Section 2000(e) of Chapter 21, Title 42 of the United States Code and Federal Executive Order No. 11246 as amended by Executive Order No. 11375 (known as the Equal Opportunity Employer provisions),
- (4) Certificates of insurance indicating the following coverage's: general liability, worker's compensation, completed operations, automobile, hazardous occupation and product liability
- (5) Compliance with all provisions of the Illinois Prevailing Wage Act, including wages, medical and hospitalization insurance and retirement for those trades covered in the Act,
- (6) The bidder and all bidder's sub-contractors must participate in active apprenticeship and training programs approved and registered with the United States Department of Labor's Bureau of Apprenticeship and Training for each of the trades of work contemplated under the proposed contract,
- (7) All contractors and sub-contractors are required to file certified payrolls as specified in Illinois Public Act 94-0515, and follow all provisions of the Employee Classification Act (820 ILCS 185/1 et seq.), and

(8) All bidders must provide three (3) projects of a similar nature constructed in the immediate past five (5) years with the name, address and telephone number of the contact person having knowledge of the project along with three (3) references (name, address, and telephone number) with knowledge of the integrity and business practices of the bidder.”

Section 2. This Ordinance shall be in full force and effect upon its passage, approval, and publication as provided by law.


Passed this 11 day of February, 2013.

AYES: ALL

NAYS: Aiello Bulthuis

ABSENT: _____

Approved this 11 day of February, 2013.



Village President

Attest:

Village Clerk



Published in pamphlet form:

2-11, 2013

**2018 NORTH ARDMORE AVEUNUE RETAINING WALL PROJECT
VILLAGE OF VILLA PARK**

APPENDIX B

IRMA CONTRACTUAL INSURANCE GUIDELINES

IRMA CONTRACTUAL INSURANCE GUIDELINES

I. INSURANCE REQUIREMENTS

Contractor shall procure and maintain, for the duration of the contract, insurance against claims for injuries to persons or damages to property, which may arise from or in connection with the performance of the work hereunder by the Contractor, his agents, representatives, employees or subcontractors.

MINIMUM SCOPE OF INSURANCE

Coverage shall be at least as broad as:

- A. Insurance Services Office Commercial General Liability occurrence form CG 0001 with the member named as additional insured, on a form at least as broad as the attached sample endorsement including ISO Additional Insured Endorsement CG 2010 (Exhibit A), CG 2026 (Exhibit B).

CG2037 - Completed Operations – (Exhibit C)

Required if box is checked ; and

- B. Owners and Contractors Protective Liability (OCP) policy with the member as insured

Required if box is checked ; and

- C. Insurance Service Office Business Auto Liability coverage form number CA 0001, Symbol 01 "Any Auto."

- D. Workers' Compensation as required by the Workers' Compensation Act of the State of Illinois and Employers' Liability insurance.

Coverage required for employee exposure to lead, if box is checked

- E. Builder Risk Property Coverage with member as loss payee

Required if box is checked .

- F. Environmental Impairment/Pollution Liability Coverage for pollution incidents as a result of a claim for bodily injury, property damage or remediation costs from an incident at, on or migrating beyond the contracted work site. Coverage shall be extended to Non-Owned Disposal sites resulting from a pollution incident at, on or mitigating beyond the site; and also provide coverage for incidents occurring during transportation of pollutants.

Required if box is checked .

MINIMUM LIMITS OF INSURANCE

Contractor shall maintain limits no less than the following, **if required under above scope:**

- A. Commercial General Liability: \$1,000,000 combined single limit per occurrence for bodily injury, and property damage and \$1,000,000 per occurrence for personal injury. The general aggregate shall be twice the required occurrence limit.

Minimum General Aggregate shall be no less than \$2,000,000 or a project/contract specific aggregate of \$1,000,000.

- B. Owners and Contractors Protective Liability (OCP): \$1,000,000 combined single limit per occurrence for bodily injury and property damage.
- C. Business Automobile Liability: \$1,000,000 combined single limit per accident for bodily injury and property damage.
- D. Workers' Compensation and Employers' Liability: Workers' Compensation coverage with statutory limits and Employers' Liability limits of \$500,000 per accident.
- E. Builder's Risk: Shall insure against "All Risk" of physical damage, including water damage (flood and hydrostatic pressure not excluded), on a completed replacement cost basis.
- F. Environmental Impairment/Pollution Liability: \$1,000,000 combined single limit per occurrence for bodily injury, property damage and remediation costs.

DEDUCTIBLES AND SELF-INSURED RETENTIONS

Any deductibles or self-insured retentions must be declared to and approved by the member. At the option of the member, either: the insurer shall reduce or eliminate such deductibles or self-insured retentions as respects the member, its officials, employees, agents and volunteers; or the Contractor shall procure a bond guaranteeing payment of losses and related investigation, claim administration and defense expenses.

OTHER INSURANCE PROVISIONS

The policies are to contain, or be endorsed to contain, the following provisions:

A. General Liability and Automobile Liability Coverages

1. The member, its officials, agents, employees and volunteers are to be covered as additional insureds as respects: liability arising out of the Contractor's work, including activities performed by or on behalf of the Contractor; products and completed operations of the Contractor; premises owned, leased or used by the Contractor; or automobiles owned, leased, hired or borrowed by the Contractor. The coverage shall contain no special limitations on the scope of protection afforded to the member, its officials, agents, employees and volunteers.
2. The Contractor's insurance coverage shall be primary as respects the member, its officials, employees, agents and volunteers. Any insurance or self-insurance maintained by the member, its officials, agents, employees and volunteers shall be excess of Contractor's insurance and shall not contribute with it.
3. Any failure to comply with reporting provisions of the policies shall not affect coverage provided to the member, its officials, employees, agents and volunteers.
4. The Contractor's insurance shall contain a Severability of Interests/Cross Liability clause or language stating that Contractor's insurance shall apply separately to each insured against whom claim is made or suit is brought,

except with respect to the limits of the insurer's liability.

5. If any commercial general liability insurance is being provided under an excess or umbrella liability policy that does not "follow form," then the Contractor shall be required to name the member, its officials, employees, agents and volunteers as additional insureds.
6. All general liability coverages shall be provided on an occurrence policy form. Claims-made general liability policies will not be accepted.
7. The contractor and all subcontractors hereby agree to waive any limitation as to the amount of contribution recoverable against them by member. This specifically includes any limitation imposed by any state statute, regulation, or case law including any Workers' Compensation Act provision that applies a limitation to the amount recoverable in contribution such as Kotecki v. Cyclops Welding.

B. Workers' Compensation and Employers' Liability Coverage

The insurer shall agree to waive all rights of subrogation against the member, its officials, employees, agents and volunteers for losses arising from work performed by Contractor for the municipality.

1. NCCI Alternate Employer Endorsement (WC 000301) in place to insure that workers' compensation coverage applies under contractor's coverage rather than member's if the member is borrowing, leasing or in day to day control of contractors employee.

Required if box is checked .

C. Professional Liability (Required if box is checked)

1. Professional liability insurance with limits not less than \$1,000,00 each claim with respect to negligent acts, errors and omissions in connection with professional services to be provided under the contract, with a deductible not-to-exceed \$50,000 without prior written approval.
2. If the policy is written on a claims-made form, the retroactive date must be equal to or preceding the effective date of the contract. In the event the policy is cancelled, non-renewed or switched to an occurrence form, the Contractor shall be required to purchase supplemental extending reporting period coverage for a period of not less than three (3) years.
3. Provide a certified copy of actual policy for review.
4. Recommended Required Coverage (architect, engineer, surveyor, consultant): Professional liability insurance that provides indemnification and defense for injury or damage arising out of acts, errors, or omissions in providing the following professional services, but not limited to the following:
 - a. Preparing, approving or failure to prepare or approve maps, drawings, opinions, report, surveys, change orders, designs or specifications;
 - b. Providing direction, instruction, supervision, inspection, engineering services

or failing to provide them, if that is the primary cause of injury or damage.

D. All Coverages

Each insurance policy required shall have the member expressly endorsed onto the policy as a Cancellation Notice Recipient. Should any of the policies be cancelled before the expiration date thereof, notice will be delivered in accordance with the policy provisions.

ACCEPTABILITY OF INSURERS

Insurance is to be placed with insurers with a Best's rating of no less than A-, VII and licensed to do business in the State of Illinois.

VERIFICATION OF COVERAGE

Contractor shall furnish the member with certificates of insurance naming the member, its officials, employees, agents and volunteers as additional insureds (Exhibit D), and with original endorsements affecting coverage required by this clause. The certificates and endorsements for each insurance policy are to be signed by a person authorized by that insurer to bind coverage on its behalf. The certificates and endorsements are to be received and approved by the member before any work commences. The following additional insured endorsements may be utilized: ISO Additional Insured Endorsements CG 2010 (Exhibit A) or CG 2026 (Exhibit B), and CG 2037 (Exhibit C) – Completed Operations, where required. The member reserves the right to request full certified copies of the insurance policies and endorsements.

SUBCONTRACTORS

Contractor shall include all subcontractors as insureds under its policies or shall furnish separate certificates and endorsements for each subcontractor. All coverages for subcontractors shall be subject to all of the requirements stated herein.

ASSUMPTION OF LIABILITY

The contractor assumes liability for all injury to or death of any person or persons including employees of the contractor, any sub-contractor, any supplier or any other person and assumes liability for all damage to property sustained by any person or persons occasioned by or in any way arising out of any work performed pursuant to this agreement.

II. INDEMNITY/HOLD HARMLESS PROVISION

To the fullest extent permitted by law, the Contractor hereby agrees to defend, indemnify and hold harmless the member, its officials, employees and agents against all injuries, deaths, loss, damages, claims, patent claims, suits, liabilities, judgments, cost and expenses, which may in anywise accrue against the member, its officials, agents and employees, arising in whole or in part or in consequence of the performance of this work by the Contractor, its employees, or subcontractors, or which may in anywise result therefore, except that arising out of the sole legal cause of the member, its employees or agents, the Contractor shall, at its own expense, appear, defend and pay all charges of attorneys and all costs and other expenses arising therefore or incurred in connections therewith, and, if any judgment shall be rendered against the member, its officials, employees and agents, in

any such action, the Contractor shall, at its own expense, satisfy and discharge the same.

Contractor expressly understands and agrees that any performance bond or insurance policies required by this contract, or otherwise provided by the Contractor, shall in no way limit the responsibility to indemnify, keep and save harmless and defend the member, its officials, employees and agents as herein provided.

The Contractor further agrees that to the extent that money is due the Contractor by virtue of this contract as shall be considered necessary in the judgment of the member, may be retained by the member to protect itself against said loss until such claims, suits, or judgments shall have been settled or discharged and/or evidence to that effect shall have been furnished to the satisfaction of the member.

III. **SAFETY/LOSS PREVENTION**

Safety/Loss Prevention Program Requirements

- Successful bidder will provide written confirmation that a safety/loss prevention program was in place at least 90 days prior to submitting the bid proposal.
- Evidence of completed employee safety training can be provided.

Regulatory Requirements

- Successful bidder must comply with all applicable laws, regulations, and rules promulgated by any Federal, State, County, Municipal and/or other governmental unit or regulatory body now in effect or which may be in effect during the performance of the work. Included within the scope of the laws, regulations, and rules referred to in this paragraph but in no way to operate as a limitation, are Occupational Safety & Health Act (OSHA), Illinois Department of Labor (IDOL), Department of Transportation, all forms of traffic regulations, public utility, Intrastate and Interstate Commerce Commission regulations, Workers' Compensation Laws, Prevailing Wage Laws, the Social Security Act of the Federal Government and any of its titles, the Illinois Department of Human Rights, Human Rights Commission, or EEOC statutory provisions and rules and regulations.
- Evidence of specific regulatory compliance will be provided by bidder, if required by owner.

EXHIBIT A

POLICY NUMBER:

COMMERCIAL GENERAL LIABILITY
CG 20 10 07 04

THIS ENDORSEMENT CHANGES THE POLICY. PLEASE READ IT CAREFULLY.

**ADDITIONAL INSURED – OWNERS, LESSEES OR
CONTRACTORS – SCHEDULED PERSON OR
ORGANIZATION**

This endorsement modifies insurance provided under the following:

COMMERCIAL GENERAL LIABILITY COVERAGE PART

SCHEDULE

Name Of Additional Insured Person(s) Or Organization(s):	Location(s) Of Covered Operations
<p style="font-size: 48px; opacity: 0.3; transform: rotate(-45deg);">SAMPLE</p>	
<p>Information required to complete this Schedule, if not shown above, will be shown in the Declarations.</p>	

A. Section II – Who Is An Insured is amended to include as an additional insured, the person(s) or organization(s) shown in the Schedule, but only with respect to liability for "bodily injury," "property damage" or "personal and advertising injury" caused, in whole or in part, by:

1. Your acts or omissions; or
2. The acts or omissions of those acting on your behalf;

in the performance of your ongoing operations for the additional insured(s) at the location(s) designated above.

B. With respect to the insurance afforded to these additional insureds, the following additional exclusions apply:

This insurance does not apply to "bodily injury" or "property damage" occurring after:

1. All work, including materials, parts or equipment furnished in connection with such work, on the project (other than service, maintenance or repairs) to be performed by or on behalf of the additional insured(s) at the location of the covered operations has been completed; or
2. That portion of "your work" out of which the injury or damage arises has been put to its intended use by any person or organization other than another contractor or subcontractor engaged in performing operations for a principal as a part of the same project.

EXHIBIT B

POLICY NUMBER:

COMMERCIAL GENERAL LIABILITY
CG 20 26 07 04

THIS ENDORSEMENT CHANGES THE POLICY. PLEASE READ IT CAREFULLY.

**ADDITIONAL INSURED – DESIGNATED
PERSON OR ORGANIZATION**

This endorsement modifies insurance provided under the following:

COMMERCIAL GENERAL LIABILITY COVERAGE PART

SCHEDULE

Name Of Additional Insured Person(s) Or Organization(s)
<p>EXAMPLE</p>
Information required to complete this Schedule, if not shown above, will be shown in the Declarations.

Section II – Who Is An Insured is amended to include as an additional insured the person(s) or organization(s) shown in the Schedule, but only with respect to liability for "bodily injury", "property damage" or "personal and advertising injury" caused, in whole or in part, by your acts or omissions or the acts or omissions of those acting on your behalf:

- A. In the performance of your ongoing operations; or
- B. In connection with your premises owned by or rented to you.

EXHIBIT C

POLICY NUMBER:

COMMERCIAL GENERAL LIABILITY
CG 20 37 07 04

THIS ENDORSEMENT CHANGES THE POLICY. PLEASE READ IT CAREFULLY.

**ADDITIONAL INSURED – OWNERS, LESSEES OR
CONTRACTORS – COMPLETED OPERATIONS**

This endorsement modifies insurance provided under the following:

COMMERCIAL GENERAL LIABILITY COVERAGE PART

SCHEDULE

Name Of Additional Insured Person(s) Or Organization(s):	Location And Description Of Completed Operations
<p style="font-size: 48px; opacity: 0.5; transform: rotate(-45deg);">EXAMPLE</p>	
<p>Information required to complete this Schedule, if not shown above, will be shown in the Declarations.</p>	

Section II – Who Is An Insured is amended to include as an additional insured the person(s) or organization(s) shown in the Schedule, but only with respect to liability for "bodily injury" or "property damage" caused, in whole or in part, by "your work" at the location designated and described in the schedule of this endorsement performed for that additional insured and included in the "products-completed operations hazard".

Exhibit D (Example)



CERTIFICATE OF LIABILITY INSURANCE

DATE (MM/DD/YYYY)

THIS CERTIFICATE IS ISSUED AS A MATTER OF INFORMATION ONLY AND CONFERS NO RIGHTS UPON THE CERTIFICATE HOLDER. THIS CERTIFICATE DOES NOT AFFIRMATIVELY OR NEGATIVELY AMEND, EXTEND OR ALTER THE COVERAGE AFFORDED BY THE POLICIES BELOW. THIS CERTIFICATE OF INSURANCE DOES NOT CONSTITUTE A CONTRACT BETWEEN THE ISSUING INSURER(S), AUTHORIZED REPRESENTATIVE OR PRODUCER, AND THE CERTIFICATE HOLDER.

IMPORTANT: If the certificate holder is an ADDITIONAL INSURED, the policy(ies) must be endorsed. If SUBROGATION IS WAIVED, subject to the terms and conditions of the policy, certain policies may require an endorsement. A statement on this certificate does not confer rights to the certificate holder in lieu of such endorsement(s).

PRODUCER Name of Insurance Broker	CONTACT NAME: Producer/Ins. Broker Contact Info.	
	PHONE (A/C, No, Ext):	FAX (A/C, No):
E-MAIL ADDRESS:		
INSURER(S) AFFORDING COVERAGE		NAIC #
INSURER A:	Name of Insurance Company	Completed
INSURER B:	Name of Insurance Company	Completed
INSURER C:		
INSURER D:		
INSURER E:		
INSURER F:		

COVERAGES CERTIFICATE NUMBER: REVISION NUMBER:

THIS IS TO CERTIFY THAT THE POLICIES OF INSURANCE LISTED BELOW HAVE BEEN ISSUED TO THE INSURED NAMED ABOVE FOR THE POLICY PERIOD INDICATED. NOTWITHSTANDING ANY REQUIREMENT, TERM OR CONDITION OF ANY CONTRACT OR OTHER DOCUMENT WITH RESPECT TO WHICH THIS CERTIFICATE MAY BE ISSUED OR MAY PERTAIN, THE INSURANCE AFFORDED BY THE POLICIES DESCRIBED HEREIN IS SUBJECT TO ALL THE TERMS, EXCLUSIONS AND CONDITIONS OF SUCH POLICIES. LIMITS SHOWN MAY HAVE BEEN REDUCED BY PAID CLAIMS.

INSR LTR	TYPE OF INSURANCE	ADDL INSR	SUBR WVD	POLICY NUMBER	POLICY EFF (MM/DD/YYYY)	POLICY EXP (MM/DD/YYYY)	LIMITS
A	GENERAL LIABILITY <input checked="" type="checkbox"/> COMMERCIAL GENERAL LIABILITY CLAIMS-MADE <input type="checkbox"/> OCCUR Owners & Cont. Prot. (OCP) if requested GENL AGGREGATE LIMIT APPLIES PER: <input checked="" type="checkbox"/> POLICY <input type="checkbox"/> PROJ-JECT <input type="checkbox"/> LOC	Y	Y	Policy Number Inserted	Policy Start Date	Policy Start Date	EACH OCCURRENCE \$ 1,000,000 DAMAGE TO RENTED PREMISES (Per occurrence) \$ 50,000 MED EXP (Any one person) \$ 5,000 PERSONAL & ADV INJURY \$ 1,000,000 GENERAL AGGREGATE \$ 2,000,000 PRODUCTS - COM/PROP AGG \$ 1,000,000
	AUTOMOBILE LIABILITY <input checked="" type="checkbox"/> ANY AUTO ALL OWNED AUTOS <input type="checkbox"/> SCHEDULED AUTOS HIRED AUTOS <input type="checkbox"/> NON-OWNED AUTOS			Policy Number Inserted	Policy Start Date	Policy Start Date	COMBINED SINGLE LIMIT (Per accident) \$ 1,000,000 BODILY INJURY (Per person) \$ BODILY INJURY (Per accident) \$ PROPERTY DAMAGE (Per accident) \$
A	<input checked="" type="checkbox"/> UMBRELLA LIAB EXCESS LIAB DED <input type="checkbox"/> RETENTION \$		Y	Y	Policy Number Inserted	Policy Start Date	Policy Start Date EACH OCCURRENCE \$ Per Request AGGREGATE \$ Per Request
B	WORKERS COMPENSATION AND EMPLOYERS' LIABILITY ANY PROPRIETOR/PARTNER/EXECUTIVE OFFICER/MEMBER EXCLUDED? (Mandatory in NH) If yes, describe under DESCRIPTION OF OPERATIONS below		Y/N	N/A	Y	Policy Number Inserted	Policy Start Date Policy Start Date E.L EACH ACCIDENT \$ 500,000 E.L DISEASE - EA EMPLOYEE \$ 500,000 E.L DISEASE - POLICY LIMIT \$ 500,000
	Professional Liability (other specialty coverages as requested)			Policy Number Inserted	Policy Start Date	Policy start Date	\$1,000,000 per occurrence or as requested

DESCRIPTION OF OPERATIONS / LOCATIONS / VEHICLES (Attach ACORD 101, Additional Remarks Schedule, if more space is required)
List project number, location and description.
No additional endorsements limit coverage to additional insured beyond terms of actual additional insured endorsement (CG 2010 or CG 2026). Coverage to additional insured is primary. Additional Insured: Member, its officials, employees, agents and volunteers.
* Member named as cancellation notice recipient.

CERTIFICATE HOLDER Name of Member	CANCELLATION SHOULD ANY OF THE ABOVE DESCRIBED POLICIES BE CANCELLED BEFORE THE EXPIRATION DATE THEREOF, NOTICE WILL BE DELIVERED IN ACCORDANCE WITH THE POLICY PROVISIONS. *
	AUTHORIZED REPRESENTATIVE Signature of authorized insurance company representative

**2018 NORTH ARDMORE AVEUNUE RETAINING WALL PROJECT
VILLAGE OF VILLA PARK**

APPENDIX C

INDEX FOR SUPPLEMENTAL AND RECURRING SPECIAL PROVISIONS
CHECK SHEET FOR RECURRING SPECIAL PROVISIONS
CHECK SHEET FOR LOCAL ROADS & STREETS RECURRING SPECIAL PROVISIONS
BDE SPECIAL PROVISIONS
DRILLED SHAFTS (GBSP86)
SPECIAL PROVISION FOR INSURANCE (LR 107-4)
SPECIAL PROVISION FOR EQUIPMENT RENTAL RATES (LR 109)

INDEX
FOR
SUPPLEMENTAL SPECIFICATIONS
AND RECURRING SPECIAL PROVISIONS

Adopted January 1, 2018

This index contains a listing of SUPPLEMENTAL SPECIFICATIONS, frequently used RECURRING SPECIAL PROVISIONS, and LOCAL ROADS AND STREETS RECURRING SPECIAL PROVISIONS.

ERRATA Standard Specifications for Road and Bridge Construction
(Adopted 4-1-16) (Revised 1-1-18)

SUPPLEMENTAL SPECIFICATIONS

<u>Std. Spec. Sec.</u>	<u>Page No.</u>
106 Control of Materials	1
403 Bituminous Surface Treatment (Class A-1, A-2, A-3)	2
404 Micro-Surfacing and Slurry Sealing	3
405 Cape Seal	14
420 Portland Cement Concrete Pavement	24
442 Pavement Patching	26
502 Excavation for Structures	27
503 Concrete Structures	29
504 Precast Concrete Structures	32
542 Pipe Culverts	33
586 Sand Backfill for Vaulted Abutments	34
630 Steel Plate Beam Guardrail	36
631 Traffic Barrier Terminals	39
670 Engineer's Field Office and Laboratory	40
701 Work Zone Traffic Control and Protection	41
704 Temporary Concrete Barrier	42
781 Raised Reflective Pavement Markers	44
888 Pedestrian Push-Button	45
1003 Fine Aggregates	46
1004 Coarse Aggregates	47
1006 Metals	50
1020 Portland Cement Concrete	51
1050 Poured Joint Sealers	53
1069 Pole and Tower	55
1077 Post and Foundation	56
1096 Pavement Markers	57
1101 General Equipment	58
1102 Hot-Mix Asphalt Equipment	59
1103 Portland Cement Concrete Equipment	61
1106 Work Zone Traffic Control Devices	63


 Check Sheet For Recurring
Special Provisions


The Following Recurring Special Provisions Indicated By An "X" Are Applicable To This Contract And Are Included By Reference:

Recurring Special Provisions

<u>Check Sheet #</u>		<u>Page No.</u>
1	<input type="checkbox"/> Additional State Requirements for Federal-Aid Construction Contracts	64
2	<input type="checkbox"/> Subletting of Contracts (Federal-Aid Contracts)	67
3	<input type="checkbox"/> EEO	68
4	<input type="checkbox"/> Specific EEO Responsibilities Non Federal-Aid Contracts	78
5	<input type="checkbox"/> Required Provisions - State Contracts	83
6	<input type="checkbox"/> Asbestos Bearing Pad Removal	89
7	<input type="checkbox"/> Asbestos Waterproofing Membrane and Asbestos Hot-Mix Asphalt Surface Removal	90
8	<input type="checkbox"/> Temporary Stream Crossings and In-Stream Work Pads	91
9	<input type="checkbox"/> Construction Layout Stakes Except for Bridges	92
10	<input checked="" type="checkbox"/> Construction Layout Stakes	95
11	<input type="checkbox"/> Use of Geotextile Fabric for Railroad Crossing	98
12	<input type="checkbox"/> Subsealing of Concrete Pavements	100
13	<input type="checkbox"/> Hot-Mix Asphalt Surface Correction	104
14	<input type="checkbox"/> Pavement and Shoulder Resurfacing	106
15	<input type="checkbox"/> Patching with Hot-Mix Asphalt Overlay Removal	107
16	<input type="checkbox"/> Polymer Concrete	109
17	<input type="checkbox"/> PVC Pipeliner	111
18	<input type="checkbox"/> Bicycle Racks	112
19	<input type="checkbox"/> Temporary Portable Bridge Traffic Signals	114
20	<input type="checkbox"/> Work Zone Public Information Signs	116
21	<input type="checkbox"/> Nighttime Inspection of Roadway Lighting	117
22	<input type="checkbox"/> English Substitution of Metric Bolts	118
23	<input type="checkbox"/> Calcium Chloride Accelerator for Portland Cement Concrete	119
24	<input type="checkbox"/> Quality Control of Concrete Mixtures at the Plant	120
25	<input checked="" type="checkbox"/> Quality Control/Quality Assurance of Concrete Mixtures	128
26	<input type="checkbox"/> Digital Terrain Modeling for Earthwork Calculations	144
27	<input type="checkbox"/> Reserved	146
28	<input type="checkbox"/> Preventive Maintenance - Bituminous Surface Treatment	147
29	<input type="checkbox"/> Reserved	153
30	<input type="checkbox"/> Reserved	154
31	<input type="checkbox"/> Reserved	155
32	<input type="checkbox"/> Temporary Raised Pavement Markers	156
33	<input type="checkbox"/> Restoring Bridge Approach Pavements Using High-Density Foam	157
34	<input type="checkbox"/> Portland Cement Concrete Inlay or Overlay	160
35	<input type="checkbox"/> Portland Cement Concrete Partial Depth Hot-Mix Asphalt Patching	164

The Following Local Roads And Streets Recurring Special Provisions Indicated By An "X" Are Applicable To This Contract And Are Included By Reference:

Local Roads And Streets Recurring Special Provisions

<u>Check Sheet #</u>		<u>Page No.</u>
LRS 1	Reserved	168
LRS 2	<input type="checkbox"/> Furnished Excavation	169
LRS 3	<input type="checkbox"/> Work Zone Traffic Control Surveillance	170
LRS 4	<input type="checkbox"/> Flaggers in Work Zones	171
LRS 5	<input checked="" type="checkbox"/> Contract Claims	172
LRS 6	<input checked="" type="checkbox"/> Bidding Requirements and Conditions for Contract Proposals	173
LRS 7	<input type="checkbox"/> Bidding Requirements and Conditions for Material Proposals	179
LRS 8	Reserved	185
LRS 9	<input type="checkbox"/> Bituminous Surface Treatments	186
LRS 10	Reserved	187
LRS 11	<input checked="" type="checkbox"/> Employment Practices	188
LRS 12	<input checked="" type="checkbox"/> Wages of Employees on Public Works	190
LRS 13	<input checked="" type="checkbox"/> Selection of Labor	192
LRS 14	<input type="checkbox"/> Paving Brick and Concrete Paver Pavements and Sidewalks	193
LRS 15	<input checked="" type="checkbox"/> Partial Payments	196
LRS 16	<input checked="" type="checkbox"/> Protests on Local Lettings	197
LRS 17	<input checked="" type="checkbox"/> Substance Abuse Prevention Program	198
LRS 18	<input type="checkbox"/> Multigrade Cold Mix Asphalt	199

BDE SPECIAL PROVISIONS
For the November 17, 2017 Letting

The following special provisions indicated by an "x" are applicable to this contract and will be included by the Project Development and Implementation Section of the BD&E. An * indicates a new or revised special provision for the letting.

<u>File</u> <u>Name</u>	<u>#</u>	<u>Special Provision Title</u>	<u>Effective</u>	<u>Revised</u>
80099	1	Accessible Pedestrian Signals (APS)	April 1, 2003	Jan. 1, 2014
80382	2	Adjusting Frames and Grates	April 1, 2017	
80274	3	Aggregate Subgrade Improvement	April 1, 2012	April 1, 2016
80192	4	Automated Flagger Assistance Device	Jan. 1, 2008	
80173	5	Bituminous Materials Cost Adjustments	Nov. 2, 2006	Aug. 1, 2017
80241	6	Bridge Demolition Debris	July 1, 2009	
50261	7	Building Removal-Case I (Non-Friable and Friable Asbestos)	Sept. 1, 1990	April 1, 2010
50481	8	Building Removal-Case II (Non-Friable Asbestos)	Sept. 1, 1990	April 1, 2010
50491	9	Building Removal-Case III (Friable Asbestos)	Sept. 1, 1990	April 1, 2010
50531	10	Building Removal-Case IV (No Asbestos)	Sept. 1, 1990	April 1, 2010
80366	11	Butt Joints	July 1, 2016	
* 80386	12	Calcium Aluminate Cement for Class PP-5 Concrete Patching	Nov. 1, 2017	
80384	13	Compensable Delay Costs	June 2, 2017	
80198	14	✓ Completion Date (via calendar days)	April 1, 2008	
80199	15	Completion Date (via calendar days) Plus Working Days	April 1, 2008	
80293	16	Concrete Box Culverts with Skews > 30 Degrees and Design Fills ≤ 5 Feet	April 1, 2012	July 1, 2016
80311	17	Concrete End Sections for Pipe Culverts	Jan. 1, 2013	April 1, 2016
80277	18	Concrete Mix Design – Department Provided	Jan. 1, 2012	April 1, 2016
80261	19	✓ Construction Air Quality – Diesel Retrofit	June 1, 2010	Nov. 1, 2014
* 80387	20	Contrast Preformed Plastic Pavement Marking	Nov. 1, 2017	
80029	21	Disadvantaged Business Enterprise Participation	Sept. 1, 2000	July 2, 2016
80378	22	Dowel Bar Inserter	Jan. 1, 2017	
* 80388	23	✓ Equipment Parking and Storage	Nov. 1, 2017	
80229	24	Fuel Cost Adjustment	April 1, 2009	Aug. 1, 2017
* 80304	25	Grooving for Recessed Pavement Markings	Nov. 1, 2012	Nov. 1, 2017
80246	26	Hot-Mix Asphalt – Density Testing of Longitudinal Joints	Jan. 1, 2010	April 1, 2016
* 80347	27	Hot-Mix Asphalt – Pay for Performance Using Percent Within Limits – Jobsite Sampling	Nov. 1, 2014	Nov. 1, 2017
* 80383	28	Hot-Mix Asphalt – Quality Control for Performance	April 1, 2017	Nov. 1, 2017
80376	29	✓ Hot-Mix Asphalt – Tack Coat	Nov. 1, 2016	
80368	30	Light Tower	July 1, 2016	
80336	31	Longitudinal Joint and Crack Patching	April 1, 2014	April 1, 2016
80369	32	Mast Arm Assembly and Pole	July 1, 2016	
80045	33	Material Transfer Device	June 15, 1999	Aug. 1, 2014
80165	34	Moisture Cured Urethane Paint System	Nov. 1, 2006	Jan. 1, 2010
80349	35	Pavement Marking Blackout Tape	Nov. 1, 2014	April 1, 2016
80371	36	Pavement Marking Removal	July 1, 2016	
80377	37	Portable Changeable Message Signs	Nov. 1, 2016	April 1, 2017
* 80389	38	Portland Cement Concrete	Nov. 1, 2017	
* 80359	39	Portland Cement Concrete Bridge Deck Curing	April 1, 2015	Nov. 1, 2017
80338	40	Portland Cement Concrete Partial Depth Hot-Mix Asphalt Patching	April 1, 2014	April 1, 2016
80385	41	Portland Cement Concrete Sidewalk	Aug. 1, 2017	
80300	42	Preformed Plastic Pavement Marking Type D - Inlaid	April 1, 2012	April 1, 2016
80328	43	✓ Progress Payments	Nov. 2, 2013	
34261	44	Railroad Protective Liability Insurance	Dec. 1, 1986	Jan. 1, 2006

<u>File Name</u>	<u>#</u>	<u>Special Provision Title</u>	<u>Effective</u>	<u>Revised</u>
80157	45	Railroad Protective Liability Insurance (5 and 10)	Jan. 1, 2006	
80306	46	✓ Reclaimed Asphalt Pavement (RAP) and Reclaimed Asphalt Shingles (RAS)	Nov. 1, 2012	April 1, 2016
80340	47	Speed Display Trailer	April 2, 2014	Jan. 1, 2017
80127	48	Steel Cost Adjustment	April 2, 2004	Aug. 1, 2017
80379	49	Steel Plate Beam Guardrail	Jan. 1, 2017	
80317	50	Surface Testing of Hot-Mix Asphalt Overlays	Jan. 1, 2013	April 1, 2016
80298	51	Temporary Pavement Marking (NOTE: This special provision was previously named "Pavement Marking Tape Type IV".)	April 1, 2012	April 1, 2017
20338	52	Training Special Provisions	Oct. 15, 1975	
80318	53	Traversable Pipe Grate	Jan. 1, 2013	April 1, 2014
80381	54	Traffic Barrier Terminal, Type 1 Special	Jan. 1, 2017	
80380	55	Tubular Markers	Jan. 1, 2017	
80288	56	Warm Mix Asphalt	Jan. 1, 2012	April 1, 2016
80302	57	Weekly DBE Trucking Reports	June 2, 2012	April 2, 2015
80071	58	Working Days	Jan. 1, 2002	

The following special provisions have been deleted from use:

80289 Wet Reflective Thermoplastic Pavement Marking
80367 Light Poles

The following special provisions are in the 2017 Supplemental Specifications and Recurring Special Provisions.

<u>File Name</u>	<u>Special Provision Title</u>	<u>New Location</u>	<u>Effective</u>	<u>Revised</u>
80360	Coarse Aggregate Quality	Article 1004.01	July 1, 2015	
80363	Engineer's Field Office	Article 670.07	April 1, 2016	
80358	Equal Employment Opportunity	Recurring CS #1 and #5	April 1, 2015	
80364	Errata for the 2016 Standard Specifications	Supplemental	April 1, 2016	
80342	Mechanical Side Tie Bar Inserter	Articles 420.03, 420.05, and 1103.19	Aug. 1, 2014	April 1, 2016
80370	Mechanical Splicers	Article 1006.10	July 1, 2016	
80361	Overhead Sign Structures Certification of Metal Fabricator	Article 106.08	Nov. 1, 2015	April 1, 2016
80365	Pedestrian Push-Button	Article 888.03	April 1, 2016	
80353	Portland Cement Concrete Inlay or Overlay	Recurring CS #34	Jan. 1, 2015	April 1, 2016
80372	Preventive Maintenance – Bituminous Surface Treatment (A-1)	Recurring CS #28	Jan. 1, 2009	July 1, 2016
80373	Preventive Maintenance – Cape Seal	Recurring CS #29	Jan. 1, 2009	July 1, 2016
80374	Preventive Maintenance – Micro-Surfacing	Recurring CS #30	Jan. 1, 2009	July 1, 2016
80375	Preventive Maintenance – Slurry Seal	Recurring CS #31	Jan. 1, 2009	July 1, 2016
80362	Steel Slag in Trench Backfill	Articles 1003.01 and 1003.04	Jan. 1, 2016	
80355	Temporary Concrete Barrier	Articles 704.02, 704.04, 704.05, and 704.06	Jan. 1, 2015	July 1, 2015

The following special provisions require additional information from the designer. The additional information needs to be submitted as a separate document. The Project Development and Implementation section will then include the information in the applicable special provision. The Special Provisions are:

- Bridge Demolition Debris
- Building Removal - Case I
- Building Removal – Case II
- Building Removal - Case III
- Building Removal-Case IV
- Completion Date
- Completion Date Plus Working Days
- DBE Participation
- Material Transfer Device
- Railroad Protective Liability Insurance
- Training Special Provisions
- Working Days

All Regional Engineers

Scott E. Stitt

Special Provision for Completion Date (via calendar days)

January 14, 2011

This special provision was developed per the recommendations of an FHWA/IDOT Joint Process Review to establish a form of contract time which is based upon a set number of calendar days.

This special provision should be used at the district's discretion and per the guidance in Chapter 66 of the Bureau of Design and Environment Manual.

The districts should include the BDE Check Sheet marked with the applicable special provisions for the April 29, 2011, and subsequent lettings. The Project Development and Implementation Section will include a copy in the contract.

This special provision will be available on the transfer directory January 14, 2011.

80198m

COMPLETION DATE (VIA CALENDAR DAYS) (BDE)

Effective: April 1, 2008

The Contractor shall complete all work on or before the completion date of this contract which will be based upon 30 calendar days.

The completion date will be determined by adding the specified number of calendar days to the date the Contractor begins work, or to the date ten days after execution of the contract, whichever is the earlier, unless a delayed start is granted by the Engineer.

80198



Illinois Department of Transportation

Memorandum

To: All Regional Engineers
From: Omer M. Osman, P.E. *Osman on July 21/14*
Subject: Special Provision for Construction Air Quality – Diesel Retrofit
Date: July 25, 2014

This special provision was developed by the Bureau of Design and Environment and the Bureau of Construction to reduce construction air emissions from older diesel equipment. The cover memo has been revised to change Baldwin Township to Baldwin Precinct in Randolph County.

This special provision should be inserted in all projects within the following counties, townships and precinct; Cook, DuPage, Kane, Lake, McHenry, Will, Jersey, Madison, Monroe, St. Clair, Aux Sable and Goose Lake Township in Grundy County, Oswego Township in Kendall County, and Baldwin Precinct in Randolph County.

The districts should include the BDE Check Sheet marked with the applicable special provisions for the November 7, 2014 and subsequent lettings. The Project Development and Implementation Section will include a copy in the contract.

This special provision will be available on the transfer directory July 25, 2014.

80261m

CONSTRUCTION AIR QUALITY – DIESEL RETROFIT (BDE)

Effective: June 1, 2010

Revised: November 1, 2014

The reduction of emissions of particulate matter (PM) for off-road equipment shall be accomplished by installing retrofit emission control devices. The term “equipment” refers to diesel fuel powered devices rated at 50 hp and above, to be used on the jobsite in excess of seven calendar days over the course of the construction period on the jobsite (including rental equipment).

Contractor and subcontractor diesel powered off-road equipment assigned to the contract shall be retrofitted using the phased in approach shown below. Equipment that is of a model year older than the year given for that equipment’s respective horsepower range shall be retrofitted:

Effective Dates	Horsepower Range	Model Year
June 1, 2010 ^{1/}	600-749	2002
	750 and up	2006
June 1, 2011 ^{2/}	100-299	2003
	300-599	2001
	600-749	2002
	750 and up	2006
June 1, 2012 ^{2/}	50-99	2004
	100-299	2003
	300-599	2001
	600-749	2002
	750 and up	2006

1/ Effective dates apply to Contractor diesel powered off-road equipment assigned to the contract.

2/ Effective dates apply to Contractor and subcontractor diesel powered off-road equipment assigned to the contract.

The retrofit emission control devices shall achieve a minimum PM emission reduction of 50 percent and shall be:

- a) Included on the U.S. Environmental Protection Agency (USEPA) *Verified Retrofit Technology List* (<http://www.epa.gov/cleandiesel/verification/verif-list.htm>), or verified by the California Air Resources Board (CARB) (<http://www.arb.ca.gov/diesel/verdev/vt/cvt.htm>); or
- b) Retrofitted with a non-verified diesel retrofit emission control device if verified retrofit emission control devices are not available for equipment proposed to be used on the project, and if the Contractor has obtained a performance certification from the retrofit

device manufacturer that the emission control device provides a minimum PM emission reduction of 50 percent.

Note: Large cranes (Crawler mounted cranes) which are responsible for critical lift operations are exempt from installing retrofit emission control devices if such devices adversely affect equipment operation.

Diesel powered off-road equipment with engine ratings of 50 hp and above, which are unable to be retrofitted with verified emission control devices or if performance certifications are not available which will achieve a minimum 50 percent PM reduction, may be granted a waiver by the Department if documentation is provided showing good faith efforts were made by the Contractor to retrofit the equipment.

Construction shall not proceed until the Contractor submits a certified list of the diesel powered off-road equipment that will be used, and as necessary, retrofitted with emission control devices. The list(s) shall include (1) the equipment number, type, make, Contractor/rental company name; and (2) the emission control devices make, model, USEPA or CARB verification number, or performance certification from the retrofit device manufacturer. Equipment reported as fitted with emissions control devices shall be made available to the Engineer for visual inspection of the device installation, prior to being used on the jobsite.

The Contractor shall submit an updated list of retrofitted off-road construction equipment as retrofitted equipment changes or comes on to the jobsite. The addition or deletion of any diesel powered equipment shall be included on the updated list.

If any diesel powered off-road equipment is found to be in non-compliance with any portion of this special provision, the Engineer will issue the Contractor a diesel retrofit deficiency deduction.

Any costs associated with retrofitting any diesel powered off-road equipment with emission control devices shall be considered as included in the contract unit prices bid for the various items of work involved and no additional compensation will be allowed. The Contractor's compliance with this notice and any associated regulations shall not be grounds for a claim.

Diesel Retrofit Deficiency Deduction

When the Engineer determines that a diesel retrofit deficiency exists, a daily monetary deduction will be imposed for each calendar day or fraction thereof the deficiency continues to exist. The calendar day(s) will begin when the time period for correction is exceeded and end with the Engineer's written acceptance of the correction. The daily monetary deduction will be \$1,000.00 for each deficiency identified.

The deficiency will be based on lack of diesel retrofit emissions control.

If a Contractor accumulates three diesel retrofit deficiency deductions for the same piece of equipment in a contract period, the Contractor will be shutdown until the deficiency is corrected.

Such a shutdown will not be grounds for any extension of the contract time, waiver of penalties, or be grounds for any claim.

80261



Illinois Department of Transportation

Memorandum

To: Regional Engineers
From: Maureen M. Addis *MA*
Subject: Special Provision for Reclaimed Asphalt Pavement (RAP) and Reclaimed Asphalt Shingles (RAS)
Date: September 29, 2017

This special provision was developed by the Bureau of Materials and Physical Research to combine the existing two BDE special provisions, "Reclaimed Asphalt Pavement (RAP)" and "Reclaimed Asphalt Shingles (RAS)" into one.

This special provision has been revised to remove RAS stone bulk specific gravity (G_{sb}) which is now contained in the Department's Manual of Test Procedures for Materials and to make minor corrections.

This special provision should be inserted in all HMA contracts.

The districts should include the BDE Check Sheet marked with the applicable special provisions for the January 19, 2018 and subsequent lettings. The Project Development and Implementation Section will include a copy in the contract.

This special provision will be available on the transfer directory September 29, 2017.

80306m

RECLAIMED ASPHALT PAVEMENT AND RECLAIMED ASPHALT SHINGLES (BDE)

Effective: November 1, 2012

Revise: January 1, 2018

Revise Section 1031 of the Standard Specifications to read:

"SECTION 1031. RECLAIMED ASPHALT PAVEMENT AND RECLAIMED ASPHALT SHINGLES

1031.01 Description. Reclaimed asphalt pavement and reclaimed asphalt shingles shall be according to the following.

- (a) Reclaimed Asphalt Pavement (RAP). RAP is the material produced by cold milling or crushing an existing hot-mix asphalt (HMA) pavement. The Contractor shall supply written documentation that the RAP originated from routes or airfields under federal, state, or local agency jurisdiction.
- (b) Reclaimed Asphalt Shingles (RAS). Reclaimed asphalt shingles (RAS). RAS is from the processing and grinding of preconsumer or post-consumer shingles. RAS shall be a clean and uniform material with a maximum of 0.5 percent unacceptable material, as defined in Central Bureau of Materials Policy Memorandum, "Reclaimed Asphalt Shingle (RAS) Sources", by weight of RAS. All RAS used shall come from a Central Bureau of Materials approved processing facility where it shall be ground and processed to 100 percent passing the 3/8 in. (9.5 mm) sieve and 93 percent passing the #4 (4.75 mm) sieve based on a dry shake gradation. RAS shall be uniform in gradation and asphalt binder content and shall meet the testing requirements specified herein. In addition, RAS shall meet the following Type 1 or Type 2 requirements.
 - (1) Type 1. Type 1 RAS shall be processed, preconsumer asphalt shingles salvaged from the manufacture of residential asphalt roofing shingles.
 - (2) Type 2. Type 2 RAS shall be processed post-consumer shingles only, salvaged from residential, or four unit or less dwellings not subject to the National Emission Standards for Hazardous Air Pollutants (NESHAP).

1031.02 Stockpiles. RAP and RAS stockpiles shall be according to the following.

- (a) RAP Stockpiles. The Contractor shall construct individual, sealed RAP stockpiles meeting one of the following definitions. No additional RAP shall be added to the pile after the pile has been sealed. Stockpiles shall be sufficiently separated to prevent intermingling at the base. Stockpiles shall be identified by signs indicating the type as listed below (i.e. "Homogeneous Surface").

Prior to milling, the Contractor shall request the District provide documentation on the quality of the RAP to clarify the appropriate stockpile.

- (1) Fractionated RAP (FRAP). FRAP shall consist of RAP from Class I, HMA (High and Low ESAL) mixtures. The coarse aggregate in FRAP shall be crushed aggregate and may represent more than one aggregate type and/or quality, but shall be at least C quality. All FRAP shall be fractionated prior to testing by screening into a minimum of two size fractions with the separation occurring on or between the #4 (4.75 mm) and 1/2 in. (12.5 mm) sieves. Agglomerations shall be minimized such that 100 percent of the RAP shall pass the sieve size specified below for the mix into which the FRAP will be incorporated.

Mixture FRAP will be used in:	Sieve Size that 100 % of FRAP Shall Pass
IL-19.0	1 1/2 in. (40 mm)
IL-9.5	3/4 in. (20 mm)
IL-4.75	1/2 in. (13 mm)

- (2) Homogeneous. Homogeneous RAP stockpiles shall consist of RAP from Class I, HMA (High and Low ESAL) mixtures and represent: 1) the same aggregate quality, but shall be at least C quality; 2) the same type of crushed aggregate (either crushed natural aggregate, ACBF slag, or steel slag); 3) similar gradation; and 4) similar asphalt binder content. If approved by the Engineer, combined single pass surface/binder millings may be considered "homogeneous" with a quality rating dictated by the lowest coarse aggregate quality present in the mixture.
- (3) Conglomerate. Conglomerate RAP stockpiles shall consist of RAP from Class I, HMA (High and Low ESAL) mixtures. The coarse aggregate in this RAP shall be crushed aggregate and may represent more than one aggregate type and/or quality, but shall be at least C quality. This RAP may have an inconsistent gradation and/or asphalt binder content prior to processing. All conglomerate RAP shall be processed prior to testing by crushing to where all RAP shall pass the 5/8 in. (16 mm) or smaller screen. Conglomerate RAP stockpiles shall not contain steel slag.
- (4) Non-Quality. RAP stockpiles that do not meet the requirements of the stockpile categories listed above shall be classified as "Non-Quality".

RAP/FRAP containing contaminants, such as earth, brick, sand, concrete, sheet asphalt, bituminous surface treatment (i.e. chip seal), pavement fabric, joint sealants, etc., will be unacceptable unless the contaminants are removed to the satisfaction of the Engineer. Sheet asphalt shall be stockpiled separately.

- (b) RAS Stockpiles. Type 1 and Type 2 RAS shall be stockpiled separately and shall not be intermingled. Each stockpile shall be signed indicating what type of RAS is present.

Unless otherwise specified by the Engineer, mechanically blending manufactured sand (FM 20 or FM 22) up to an equal weight of RAS with the processed RAS will be permitted to improve workability. The sand shall be "B Quality" or better from an

approved Aggregate Gradation Control System source. The sand shall be accounted for in the mix design and during HMA production.

Records identifying the shingle processing facility supplying the RAS, RAS type, and lot number shall be maintained by project contract number and kept for a minimum of three years.

1031.03 Testing. RAP/FRAP and RAS testing shall be according to the following.

(a) RAP/FRAP Testing. When used in HMA, the RAP/FRAP shall be sampled and tested either during or after stockpiling.

(1) During Stockpiling. For testing during stockpiling, washed extraction samples shall be run at the minimum frequency of one sample per 500 tons (450 metric tons) for the first 2000 tons (1800 metric tons) and one sample per 2000 tons (1800 metric tons) thereafter. A minimum of five tests shall be required for stockpiles less than 4000 tons (3600 metric tons).

(2) After Stockpiling. For testing after stockpiling, the Contractor shall submit a plan for approval to the District proposing a satisfactory method of sampling and testing the RAP/FRAP pile either in-situ or by restockpiling. The sampling plan shall meet the minimum frequency required above and detail the procedure used to obtain representative samples throughout the pile for testing.

Each sample shall be split to obtain two equal samples of test sample size. One of the two test samples from the final split shall be labeled and stored for Department use. The Contractor shall extract the other test sample according to Department procedure. The Engineer reserves the right to test any sample (split or Department-taken) to verify Contractor test results.

(b) RAS Testing. RAS or RAS blended with manufactured sand shall be sampled and tested during stockpiling according to Central Bureau of Materials Policy Memorandum, "Reclaimed Asphalt Shingle (RAS) Source".

Samples shall be collected during stockpiling at the minimum frequency of one sample per 200 tons (180 metric tons) for the first 1000 tons (900 metric tons) and one sample per 250 tons (225 metric tons) thereafter. A minimum of five samples are required for stockpiles less than 1000 tons (900 metric tons). Once a ≤ 1000 ton (900 metric ton), five-sample/test stockpile has been established it shall be sealed. Additional incoming RAS or RAS blended with manufactured sand shall be stockpiled in a separate working pile as designated in the Quality Control plan and only added to the sealed stockpile when the test results of the working pile are complete and are found to meet the tolerances specified herein for the original sealed RAS stockpile.

Before testing, each sample shall be split to obtain two test samples. One of the two test samples from the final split shall be labeled and stored for Department use. The

Contractor shall perform a washed extraction and test for unacceptable materials on the other test sample according to Department procedures. The Engineer reserves the right to test any sample (split or Department-taken) to verify Contractor test results.

If the sampling and testing was performed at the shingle processing facility in accordance with the QC Plan, the Contractor shall obtain and make available all of the test results from start of the initial stockpile.

1031.04 Evaluation of Tests. Evaluation of test results shall be according to the following.

- (a) Evaluation of RAP/FRAP Test Results. All of the extraction results shall be compiled and averaged for asphalt binder content and gradation, and when applicable G_{mm} . Individual extraction test results, when compared to the averages, will be accepted if within the tolerances listed below.

Parameter	FRAP/Homogeneous/ Conglomerate
1 in. (25 mm)	
1/2 in. (12.5 mm)	± 8 %
No. 4 (4.75 mm)	± 6 %
No. 8 (2.36 mm)	± 5 %
No. 16 (1.18 mm)	
No. 30 (600 µm)	± 5 %
No. 200 (75 µm)	± 2.0 %
Asphalt Binder	± 0.4 % ^{1/}
G_{mm}	± 0.03

1/ The tolerance for FRAP shall be ± 0.3 %.

If more than 20 percent of the individual sieves and/or asphalt binder content tests are out of the above tolerances, the RAP/FRAP shall not be used in HMA unless the RAP/FRAP representing the failing tests is removed from the stockpile. All test data and acceptance ranges shall be sent to the District for evaluation.

With the approval of the Engineer, the ignition oven may be substituted for extractions according to the ITP, "Calibration of the Ignition Oven for the Purpose of Characterizing Reclaimed Asphalt Pavement (RAP)".

- (b) Evaluation of RAS and RAS Blended with Manufactured Sand Test Results. All of the test results, with the exception of percent unacceptable materials, shall be compiled and averaged for asphalt binder content and gradation. Individual test results, when compared to the averages, will be accepted if within the tolerances listed below.

Parameter	RAS
No. 8 (2.36 mm)	± 5 %

No. 16 (1.18 mm)	± 5 %
No. 30 (600 µm)	± 4 %
No. 200 (75 µm)	± 2.0 %
Asphalt Binder Content	± 1.5 %

If more than 20 percent of the individual sieves and/or asphalt binder content tests are out of the above tolerances, or if the percent unacceptable material exceeds 0.5 percent by weight of material retained on the # 4 (4.75 mm) sieve, the RAS or RAS blend shall not be used in Department projects. All test data and acceptance ranges shall be sent to the District for evaluation.

1031.05 Quality Designation of Aggregate in RAP/FRAP.

- (a) RAP. The aggregate quality of the RAP for homogeneous and conglomerate stockpiles shall be set by the lowest quality of coarse aggregate in the RAP stockpile and are designated as follows.
- (1) RAP from Class I, Superpave/HMA (High ESAL), or (Low ESAL) IL-9.5L surface mixtures are designated as containing Class B quality coarse aggregate.
 - (2) RAP from Class I binder, Superpave/HMA (High ESAL) binder, or (Low ESAL) IL-19.0L binder mixtures are designated as containing Class C quality coarse aggregate.
- (b) FRAP. If the Engineer has documentation of the quality of the FRAP aggregate, the Contractor shall use the assigned quality provided by the Engineer.

If the quality is not known, the quality shall be determined as follows. Coarse and fine FRAP stockpiles containing plus #4 (4.75 mm) sieve coarse aggregate shall have a maximum tonnage of 5000 tons (4500 metric tons). The Contractor shall obtain a representative sample witnessed by the Engineer. The sample shall be a minimum of 50 lb (25 kg). The sample shall be extracted according to Illinois Modified AASHTO T 164 by a consultant laboratory prequalified by the Department for the specified testing. The consultant laboratory shall submit the test results along with the recovered aggregate to the District Office. The cost for this testing shall be paid by the Contractor. The District will forward the sample to the Central Bureau of Materials Aggregate Lab for MicroDeval Testing, according to ITP 327. A maximum loss of 15.0 percent will be applied for all HMA applications.

1031.06 Use of RAP/FRAP and/or RAS in HMA. The use of RAP/FRAP and/or RAS shall be the Contractor's option when constructing HMA in all contracts.

- (a) RAP/FRAP. The use of RAP/FRAP in HMA shall be as follows.
- (1) Coarse Aggregate Size. The coarse aggregate in all RAP shall be equal to or less than the nominal maximum size requirement for the HMA mixture to be produced.

- (2) Steel Slag Stockpiles. Homogeneous RAP stockpiles containing steel slag will be approved for use in all HMA (High ESAL and Low ESAL) Surface and Binder Mixture applications.
- (3) Use in HMA Surface Mixtures (High and Low ESAL). RAP/FRAP stockpiles for use in HMA surface mixtures (High and Low ESAL) shall be FRAP or homogeneous in which the coarse aggregate is Class B quality or better. FRAP from Conglomerate stockpiles shall be considered equivalent to limestone for frictional considerations. Known frictional contributions from plus #4 (4.75 mm) homogeneous FRAP stockpiles will be accounted for in meeting frictional requirements in the specified mixture.
- (4) Use in HMA Binder Mixtures (High and Low ESAL), HMA Base Course, and HMA Base Course Widening. RAP/FRAP stockpiles for use in HMA binder mixtures (High and Low ESAL), HMA base course, and HMA base course widening shall be FRAP, homogeneous, or conglomerate, in which the coarse aggregate is Class C quality or better.
- (5) Use in Shoulders and Subbase. RAP/FRAP stockpiles for use in HMA shoulders and stabilized subbase (HMA) shall be FRAP, homogeneous, or conglomerate.
- (6) When the Contractor chooses the RAP option, the percentage of RAP shall not exceed the amounts indicated in Article 1031.06(c)(1) below for a given Ndesign.
- (b) RAS. RAS meeting Type 1 or Type 2 requirements will be permitted in all HMA applications as specified herein.
- (c) RAP/FRAP and/or RAS Usage Limits. Type 1 or Type 2 RAS may be used alone or in conjunction with RAP or FRAP in HMA mixtures up to a maximum of 5.0 percent by weight of the total mix.
- (1) RAP/RAS. When RAP is used alone or RAP is used in conjunction with RAS, the percentage of virgin asphalt binder replacement shall not exceed the amounts listed in the Max RAP/RAS ABR table listed below for the given Ndesign.

RAP/RAS Maximum Asphalt Binder Replacement (ABR) Percentage

HMA Mixtures <i>1, 2/</i>	RAP/RAS Maximum ABR %		
	Ndesign	Binder/Leveling Binder	Surface
30	30	30	10
50	25	15	10
70	15	10	10
90	10	10	10

- 1/ For Low ESAL HMA shoulder and stabilized subbase, the RAP/RAS ABR shall not exceed 50 percent of the mixture.
 - 2/ When RAP/RAS ABR exceeds 20 percent, the high and low virgin asphalt binder grades shall each be reduced by one grade (i.e. 25 percent ABR would require a virgin asphalt binder grade of PG 64-22 to be reduced to a PG 58-28). If warm mix asphalt (WMA) technology is utilized and production temperatures do not exceed 275 °F (135 °C), the high and low virgin asphalt binder grades shall each be reduced by one grade when RAP/RAS ABR exceeds 25 percent (i.e. 26 percent RAP/RAS ABR would require a virgin asphalt binder grade of PG 64-22 to be reduced to a PG 58-28).
- (2) FRAP/RAS. When FRAP is used alone or FRAP is used in conjunction with RAS, the percentage of virgin asphalt binder replacement shall not exceed the amounts listed in the FRAP/RAS table listed below for the given Ndesign.

FRAP/RAS Maximum Asphalt Binder Replacement (ABR) Percentage

HMA Mixtures <i>1/, 2/</i>	FRAP/RAS Maximum ABR %		
Ndesign	Binder/Leveling Binder	Surface	Polymer Modified ^{3/, 4/}
30	50	40	10
50	40	35	10
70	40	30	10
90	40	30	10

- 1/ For Low ESAL HMA shoulder and stabilized subbase, the FRAP/RAS ABR shall not exceed 50 percent of the mixture.
- 2/ When FRAP/RAS ABR exceeds 20 percent for all mixes, the high and low virgin asphalt binder grades shall each be reduced by one grade (i.e. 25 percent ABR would require a virgin asphalt binder grade of PG 64-22 to be reduced to a PG 58-28). If warm mix asphalt (WMA) technology is utilized and production temperatures do not exceed 275 °F (135 °C), the high and low virgin asphalt binder grades shall each be reduced by one grade when FRAP/RAS ABR exceeds 25 percent (i.e. 26 percent ABR would require a virgin asphalt binder grade of PG 64-22 to be reduced to a PG 58-28).
- 3/ For SMA the FRAP/RAS ABR shall not exceed 20 percent.
- 4/ For IL-4.75 mix the FRAP/RAS ABR shall not exceed 30 percent.

1031.07 HMA Mix Designs. At the Contractor’s option, HMA mixtures may be constructed utilizing RAP/FRAP and/or RAS material meeting the detailed requirements specified herein.

(a) RAP/FRAP and/or RAS. RAP/FRAP and/or RAS mix designs shall be submitted for verification. If additional RAP/FRAP and/or RAS stockpiles are tested and found that no more than 20 percent of the results, as defined under "Testing" herein, are outside of the control tolerances set for the original RAP/FRAP and/or RAS stockpile and HMA mix design, and meets all of the requirements herein, the additional RAP/FRAP and/or RAS stockpiles may be used in the original mix design at the percent previously verified.

(b) RAS. Type 1 and Type 2 RAS are not interchangeable in a mix design.

The RAP, FRAP, and RAS stone bulk specific gravities (G_{sb}) shall be according to the "Determination of Aggregate Bulk (Dry) Specific Gravity (G_{sb}) of Reclaimed Asphalt Pavement (RAP) and Reclaimed Asphalt Shingles (RAS)" procedure in the Department's Manual of Test Procedures for Materials.

1031.08 HMA Production. HMA production utilizing RAP/FRAP and/or RAS shall be as follows.

(a) RAP/FRAP. The coarse aggregate in all RAP/FRAP used shall be equal to or less than the nominal maximum size requirement for the HMA mixture being produced.

To remove or reduce agglomerated material, a scalping screen, gator, crushing unit, or comparable sizing device approved by the Engineer shall be used in the RAP feed system to remove or reduce oversized material.

If the RAP/FRAP control tolerances or QC/QA test results require corrective action, the Contractor shall cease production of the mixture containing RAP/FRAP and either switch to the virgin aggregate design or submit a new RAP/FRAP design.

(b) RAS. RAS shall be incorporated into the HMA mixture either by a separate weight depletion system or by using the RAP weigh belt. Either feed system shall be interlocked with the aggregate feed or weigh system to maintain correct proportions for all rates of production and batch sizes. The portion of RAS shall be controlled accurately to within ± 0.5 percent of the amount of RAS utilized. When using the weight depletion system, flow indicators or sensing devices shall be provided and interlocked with the plant controls such that the mixture production is halted when RAS flow is interrupted.

(c) RAP/FRAP and/or RAS. HMA plants utilizing RAP/FRAP and/or RAS shall be capable of automatically recording and printing the following information.

(1) Dryer Drum Plants.

a. Date, month, year, and time to the nearest minute for each print.

b. HMA mix number assigned by the Department.

- c. Accumulated weight of dry aggregate (combined or individual) in tons (metric tons) to the nearest 0.1 ton (0.1 metric ton).
- d. Accumulated dry weight of RAP/FRAP/RAS in tons (metric tons) to the nearest 0.1 ton (0.1 metric ton).
- e. Accumulated mineral filler in revolutions, tons (metric tons), etc. to the nearest 0.1 unit.
- f. Accumulated asphalt binder in gallons (liters), tons (metric tons), etc. to the nearest 0.1 unit.
- g. Residual asphalt binder in the RAP/FRAP material as a percent of the total mix to the nearest 0.1 percent.
- h. Aggregate and RAP/FRAP moisture compensators in percent as set on the control panel. (Required when accumulated or individual aggregate and RAP/FRAP are printed in wet condition.)

(2) Batch Plants.

- a. Date, month, year, and time to the nearest minute for each print.
- b. HMA mix number assigned by the Department.
- c. Individual virgin aggregate hot bin batch weights to the nearest pound (kilogram).
- d. Mineral filler weight to the nearest pound (kilogram).
- e. RAP/FRAP/RAS weight to the nearest pound (kilogram).
- f. Virgin asphalt binder weight to the nearest pound (kilogram).
- g. Residual asphalt binder in the RAP/FRAP/RAS material as a percent of the total mix to the nearest 0.1 percent.

The printouts shall be maintained in a file at the plant for a minimum of one year or as directed by the Engineer and shall be made available upon request. The printing system will be inspected by the Engineer prior to production and verified at the beginning of each construction season thereafter.

1031.09 RAP in Aggregate Surface Course and Aggregate Wedge Shoulders, Type B.
The use of RAP in aggregate surface course (temporary access entrances only) and aggregate wedge shoulders, Type B shall be as follows.

- (a) Stockpiles and Testing. RAP stockpiles may be any of those listed in Article 1031.02, except "Non-Quality" and "FRAP". The testing requirements of Article 1031.03 shall not apply. RAP used shall be according to the current Central Bureau of Materials Policy Memorandum, "Reclaimed Asphalt Pavement (RAP) for Aggregate Applications".
- (b) Gradation. One hundred percent of the RAP material shall pass the 1 1/2 in. (37.5 mm) sieve. The RAP material shall be reasonably well graded from coarse to fine. RAP material that is gap-graded or single sized will not be accepted."

80306

All Regional Engineers

John D. Baranzelli

Special Provision for Progress Payments

September 27, 2013

This special provision was developed by the Office of Chief Counsel to comply with Section 2705-610 of the Department of Transportation Law of the Civil Administrative Code Of Illinois [20 ILCS 2705-610] which provides low-interest loans to DBE loan applicants.

This special provision should be inserted into all contracts, except those for repair of motorist caused highway damage.

The districts should include the BDE Check Sheet marked with the applicable special provisions for the January 17, 2014 and subsequent lettings. The Project Development and Implementation Section will include a copy in the contract.

This special provision will be available on the transfer directory September 27, 2013.

80328m

PROGRESS PAYMENTS (BDE)

Effective: November 2, 2013

Revise Article 109.07(a) of the Standard Specifications to read:

"(a) Progress Payments. At least once each month, the Engineer will make a written estimate of the quantity of work performed in accordance with the contract, and the value thereof at the contract unit prices. The amount of the estimate approved as due for payment will be vouchered by the Department and presented to the State Comptroller for payment. No amount less than \$1000.00 will be approved for payment other than the final payment.

Progress payments may be reduced by liens filed pursuant to Section 23(c) of the Mechanics' Lien Act, 770 ILCS 60/23(c).

If a Contractor or subcontractor has defaulted on a loan issued under the Department's Disadvantaged Business Revolving Loan Program (20 ILCS 2705/2705-610), progress payments may be reduced pursuant to the terms of that loan agreement. In such cases, the amount of the estimate related to the work performed by the Contractor or subcontractor, in default of the loan agreement, will be offset, in whole or in part, and vouchered by the Department to the Working Capital Revolving Fund or designated escrow account. Payment for the work shall be considered as issued and received by the Contractor or subcontractor on the date of the offset voucher. Further, the amount of the offset voucher shall be a credit against the Department's obligation to pay the Contractor, the Contractor's obligation to pay the subcontractor, and the Contractor's or subcontractor's total loan indebtedness to the Department. The offset shall continue until such time as the entire loan indebtedness is satisfied. The Department will notify the Contractor and Fund Control Agent in a timely manner of such offset. The Contractor or subcontractor shall not be entitled to additional payment in consideration of the offset.

The failure to perform any requirement, obligation, or term of the contract by the Contractor shall be reason for withholding any progress payments until the Department determines that compliance has been achieved."



Illinois Department of Transportation

Memorandum

To: All Regional Engineers
From: Maureen M. Addis *Maureen M. Addis*
Subject: Special Provision for Hot-Mix Asphalt – Tack Coat
Date: July 22, 2016

This special provision was developed by the Bureau of Materials and Physical Research in response to District requests for a quicker setting tack coat for night-time paving or other paving conditions that are not ideal for traditional setting tack coats.

This special provision should be inserted into all HMA paving contracts.

The districts should include the BDE Check Sheet marked with the applicable special provisions for the November 4, 2016 and subsequent lettings. The Project Development and Implementation Section will include a copy in the contract.

This special provision will be available on the transfer directory July 22, 2016.

80376m

HOT-MIX ASPHALT – TACK COAT (BDE)

Effective: November 1, 2016

Revise Article 1032.06(a) of the Standard Specifications to read:

“(a) Anionic Emulsified Asphalt. Anionic emulsified asphalts shall be according to AASHTO M 140. SS-1h emulsions used as a tack coat shall have the cement mixing test waived.”

80376

DRILLED SHAFTS

Effective: October 5, 2015

Revised: October 4, 2016

Revise Section 516 of the Standard Specifications to read:

“SECTION 516. DRILLED SHAFTS**516.01 Description.** This work shall consist of constructing drilled shaft foundations.**516.02 Materials.** Materials shall be according to the following.

Item	Article/Section
(a) Portland Cement Concrete (Note 1)	1020
(b) Reinforcement Bars.....	1006.10
(c) Grout (Note 2)	1024.01
(d) Permanent Steel Casing	1006.05(d)
(e) Slurry (Note 3)	

Note 1. When the soil contains sulfate contaminates, ASTM C 1580 testing will be performed to assess the severity of sulfate exposure to the concrete. If the sulfate contaminate is >0.10 to < 0.20 percent by mass, a Type II (MH) cement shall be used. If the sulfate contaminate is >0.20 to < 2.0 percent by mass, a Type V cement shall be used. If the sulfate contaminate is \geq 2.0 percent by mass, refer to ACI 201.2R for guidance.

Note 2. The sand-cement grout mix shall be according to Section 1020 and shall be two to five parts sand and one part Type I or II cement. The maximum water cement ratio shall be sufficient to provide a flowable mixture with a typical slump of 10 in. (250 mm).

Note 3. Slurry shall be bentonite, emulsified polymer, or dry polymer, and shall be approved by the Engineer.

516.03 Equipment. Equipment shall be according to the following.

Item	Article/Section
(a) Concrete Equipment	1020.03
(b) Drilling Equipment (Note 1)	
(c) Hand Vibrator	1103.17(a)
(d) Underwater Concrete Placement Equipment	1103.18

Note 1. The drilling equipment shall have adequate capacity, including power, torque and down thrust, to create a shaft excavation of the maximum diameter specified to a depth of 20 percent beyond the depths shown on the plans.

516.04 Submittals. The following information shall be submitted on form BBS 133.

- (a) Qualifications. At the time of the preconstruction conference, the Contractor shall provide the following documentation.
- (1) References. A list containing at least three projects completed within the three years prior to this project's bid date which the Contractor performing this work has installed drilled shafts of similar diameter, length, and site conditions to those shown in the plans. The list of projects shall contain names and phone numbers of owner's representatives who can verify the Contractor's participation on those projects.
 - (2) Experience. Name and experience record of the drilled shaft supervisor, responsible for all facets of the shaft installation, and the drill operator(s) who will be assigned to this project. The supervisor and operator(s) shall each have a minimum of three years experience in the construction of drilled shafts.
- (b) Installation Procedure. A detailed installation procedure shall be submitted to the Engineer for acceptance at least 28 days prior to drilled shaft construction and shall address each of the following items unless otherwise directed by the Engineer in writing.
- (1) Equipment List. List of proposed equipment to be used including cranes, drill rigs, augers, belling tools, casing, vibratory hammers, core barrels, bailing buckets, final cleaning equipment, slurry equipment, tremies, or concrete pumps, etc.
 - (2) General Sequence. Details of the overall construction operation sequence, equipment access, and the sequence of individual shaft construction within each substructure bent or footing group. The submittal shall address the Contractor's proposed time delay and/or the minimum concrete strength necessary before initiating a shaft excavation adjacent to a recently installed drilled shaft.
 - (3) Shaft Excavation. A site specific step by step description of how the Contractor anticipates the shaft excavation to be advanced based on their evaluation of the subsurface data and conditions expected to be encountered. This sequence shall note the method of casing advancement, anticipated casing lengths, tip elevations and diameters, the excavation tools used and drilled diameters created. The Contractor shall indicate whether wet or dry drilling conditions are expected and if groundwater will be sealed from the excavation.

- (4) Slurry. When the use of slurry is proposed, details on the types of additives to be used and their manufacturers shall be provided. In addition, details covering the measurement and control of the hardness of the mixing water, agitation, circulation, de-sanding, sampling, testing, and chemical properties of the slurry shall be submitted.
- (5) Shaft Cleaning. Method(s) and sequence proposed for the shaft cleaning operation.
- (6) Reinforcement Cage and Permanent Casing. Details of reinforcement placement including rolling spacers to be used and method to maintain proper elevation and location of the reinforcement cage within the shaft excavation during concrete placement. The method(s) of adjusting the reinforcement cage length and permanent casing if rock is encountered at an elevation other than as shown on the plans. As an option, the Contractor may perform soil borings and rock cores at the drilled shaft locations to determine the required reinforcement cage and permanent casing lengths.
- (7) Concrete Placement. Details of concrete placement including proposed operational procedures for free fall, tremie or pumping methods. The sequence and method of casing removal shall also be stated along with the top of pour elevation, and method of forming through water above streambed.
- (8) Mix Design. The proposed concrete mix design(s).
- (9) Disposal Plan. Containment and disposal plan for slurry and displaced water. Containment and disposal plan for contaminated concrete pushed out of the top of the shaft by uncontaminated concrete during concrete placement.
- (10) Access and Site Protection Plan. Details of access to the drilled shafts and safety measures proposed. This shall include a list of casing, scaffolding, work platforms, temporary walkways, railings, and other items needed to provide safe access to the drilled shafts. Provisions to protect open excavations during non-working hours shall be included.

The Engineer will evaluate the drilled shaft installation procedure and notify the Contractor of acceptance, need for additional information, or concerns with the installation's effect on the existing or proposed structure(s).

CONSTRUCTION REQUIREMENTS

516.05 General. Excavation for drilled shaft(s) shall not proceed until written authorization is received from the Engineer. The Contractor shall be responsible for verification of the dimensions and alignment of each shaft excavation as directed by the Engineer.

Unless otherwise approved in the Contractor's installation procedure, no shaft excavation, casing installation, or casing removal with a vibratory hammer shall be made within four shaft diameters center to center of a shaft with concrete that has a compressive strength less than 1500 psi (10,300 kPa). The site-specific soil strengths and installation methods selected will determine the actual required minimum spacing, if any, to address vibration and blow out concerns.

Lost tools shall not remain in the shaft excavation without the approval of the Engineer.

Blasting shall not be used as a method of shaft excavation.

516.06 Shaft Excavation Protection Methods. The construction of drilled shafts may involve the use of one or more of the following methods to support the excavation during the various phases of shaft excavation, cleaning, and concrete placement dependent on the site conditions encountered. Surface water shall not flow uncontrolled into the shaft excavation, however water may be placed into the shaft excavation in order to meet head pressure requirements according to Articles 516.06(c) and 516.13.

The following are general descriptions indicating the conditions when these methods may be used.

- (a) **Dry Method.** The dry construction method shall only be used at sites where the groundwater and soil conditions are suitable to permit the drilling and dewatering of the excavation without causing subsidence of adjacent ground, boiling of the base soils, squeezing, or caving of the shaft side walls. The dry method shall consist of drilling the shaft excavation, removing accumulated water, cleaning the shaft base, and placing the reinforcement cage and concrete in a predominately dry excavation.
- (b) **Slurry Method.** The slurry construction method may be used at sites where dewatering the excavation would cause collapse of the shaft sidewalls or when the volume and head of water flowing into the shaft is likely to contaminate the concrete during placement resulting in a shaft defect. This method uses slurry, or in rare cases water, to maintain stability of the shaft sidewall while advancing the shaft excavation. After the shaft excavation is completed, the slurry level in the shaft shall be kept at an elevation to

maintain stability of the shaft sidewall, maintain stability of the shaft base, and prevent additional groundwater from entering the shaft. The shaft base shall be cleaned, the reinforcement cage shall be set, and the concrete shall be discharged at the bottom of the shaft excavation, displacing the slurry upwards.

- (c) Temporary Casing Method. Temporary casing shall be used when either the dry or slurry methods provide inadequate support to prevent sidewall caving or excessive deformation of the shaft excavation. Temporary casing may be used with slurry or be used to reduce the flow of water into the excavation to allow dewatering and concrete placement in a dry shaft excavation. Temporary casing shall not be allowed to remain permanently without the approval of the Engineer.

During removal of the temporary casing, the level of concrete in the casing shall be maintained at a level such that the head pressure inside the casing is a minimum of 1.25 times the head pressure outside the casing, but in no case is less than 5 ft (1.5 m) above the bottom of the casing. Casing removal shall be at a slow, uniform rate with the pull in line with the shaft axis. Excessive rotation of the casing shall be avoided to limit deformation of the reinforcement cage. In addition, the slump requirements during casing removal shall be according to Article 516.12.

When called for on the plans, the Contractor shall install a permanent casing as specified. Permanent casing may be used as a shaft excavation support method or may be installed after shaft excavation is completed using one of the above methods. After construction, if voids are present between the permanent casing and the drilled excavation, the voids shall be filled with grout. Permanent casing shall not remain in place beyond the limits shown on the plans without the specific approval of the Engineer.

When the shaft extends above the streambed through a body of water and permanent casing is not shown, the portion above the streambed shall be formed with removable casings, column forms, or other forming systems as approved by the Engineer. The forming system shall not scar or spall the finished concrete or leave in place any forms or casing within the removable form limits as shown on the plans unless approved as part of the installation procedure. The forming system shall not be removed until the concrete has attained a minimum compressive strength of 2500 psi (17,200 kPa) and cured for a minimum of 72 hours. For shafts extending through water, the concrete shall be protected from water action after placement for a minimum of seven days.

516.07 Slurry. When slurry is used, the Contractor shall provide a technical representative of the slurry additive manufacturer at the site prior to introduction of the slurry into the first shaft where slurry will be used, and during drilling and completion of a minimum of one shaft to adjust the slurry mix to the specific site conditions. During construction, the level of the slurry shall be maintained a minimum of 5 feet (1.5 m) above the height required to prevent

caving of the shaft excavation. In the event of a sudden or significant loss of slurry in the shaft excavation, the construction of that foundation shall be stopped and the shaft excavation backfilled or supported by temporary casing, until a method to stop slurry loss, or an alternate construction procedure, has been approved by the Engineer.

- (a) General Properties. The material used to make the slurry shall not be detrimental to the concrete or surrounding ground. Mineral slurries shall have both a mineral grain size that remains in suspension and sufficient viscosity and gel characteristics to transport excavated material to a suitable screening system. Polymer slurries shall have sufficient viscosity and gel characteristics to transport excavated material to suitable screening systems or settling tanks. The percentage and specific gravity of the material used to make the slurry shall be sufficient to maintain the stability of the excavation and to allow proper concrete placement.

If approved by the Engineer, the Contractor may use water and excavated soils as drilling slurry. In this case, the range of acceptable values for density, viscosity and pH, as shown in the following table for bentonite slurry shall be met.

When water is used as the slurry to construct rock sockets in limestone, dolomite, sandstone or other formations that are not erodible, the requirements for slurry testing shall not apply if the entire fluid column is replaced with fresh water after drilling. To do so, fresh water shall be introduced at the top of the shaft excavation and existing water used during drilling shall be pumped out of the shaft excavation from the bottom of the shaft excavation until the entire volume of fluid has been replaced.

- (b) Preparation. Prior to introduction into the shaft excavation, the manufactured slurry admixture shall be pre-mixed thoroughly with clean, fresh water and for adequate time in accordance with the slurry admixture manufacturer's recommendations. Slurry tanks of adequate capacity shall be used for slurry mixing, circulation, storage and treatment. No excavated slurry pits will be allowed in lieu of slurry tanks without approval from the Engineer. Adequate desanding equipment shall be provided to control slurry properties during the drilled shaft excavation in accordance with the values provided in Table 1.
- (c) Quality Control. Quality control tests shall be performed on the slurry to determine density, viscosity, sand content and pH of freshly mixed slurry, recycled slurry and slurry in the shaft excavation. Tests of slurry samples from within two feet of the bottom and at mid-height of the shaft excavation shall be conducted in each shaft excavation during the excavation process to measure the consistency of the slurry. A minimum of four sets of tests shall be conducted during the first eight hours of slurry use on the project. When a series of four test results do not change more than 1% from the initial test, the testing frequency may be decreased to one set every four hours of slurry use. Reports of all tests, signed by an authorized representative of the Contractor, shall be furnished to the

Engineer upon completion of each drilled shaft. The physical properties of the slurry shall be as shown in Table 1.

The slurry shall be sampled and tested less than 1 hour before concrete placement. Any heavily contaminated slurry that has accumulated at the bottom of the shaft shall be removed. The contractor shall perform final shaft bottom cleaning after suspended solids have settled from the slurry. Concrete shall not be placed if the slurry does not have the required physical properties.

Table 1 – SLURRY PROPERTIES				
	Bentonite	Emulsified Polymer	Dry Polymer	Test Method
Density, lb/cu ft (kg/cu m) (at introduction)	65.2 ± 1.6 ¹ (1043.5 ± 25.6)	63 (1009.0) max.	63 (1009.0) max.	ASTM D 4380
Density, lb/cu ft (kg/cu m) (prior to concrete placement)	67.0 ± 3.5 ¹ (1073.0 ± 56.0)	63 (1009.0) max.	63 (1009.0) max.	ASTM D 4380
Viscosity ² , sec/qt (sec/L)	46 ± 14 (48 ± 14)	38 ± 5 (40 ± 5)	65 ± 15 (69 ± 16)	ASTM D 6910
pH	9.0 ± 1.0	9.5 ± 1.5	9.0 ± 2.0	ASTM D 4972
Sand Content, percent by volume (at introduction)	4 max.	1 max.	1 max.	ASTM D 4381
Sand Content, percent by volume (prior to concrete placement)	10 max.	1 max.	1 max.	ASTM D 4381
Contact Time ³ , hours	4 max.	72 max.	72 max.	

Note 1. When the slurry consists of only water and excavated soils, the density shall not exceed 70 lb/cu ft (1121 kg/cu m).

Note 2. Higher viscosities may be required in loose or gravelly sand deposits.

Note 3. Contact time is the time without agitation and sidewall cleaning.

516.08 Obstructions. An obstruction is an unknown isolated object that causes the shaft excavation method to experience a significant decrease in the actual production rate and requires the Contractor to core, break up, push aside, or use other means to mitigate the obstruction. Subsurface conditions such as boulders, cobbles, or logs and buried infrastructure such as footings, piling, or abandoned utilities, when shown on the plans, shall not constitute an obstruction. When an obstruction is encountered, the Contractor shall notify the Engineer immediately and upon concurrence of the Engineer, the Contractor shall mitigate the obstruction with an approved method.

516.09 Top of Rock. The top of rock will be considered as the point where rock, defined as bedded deposits and conglomerate deposits exhibiting the physical characteristics and difficulty of rock removal as determined by the Engineer, is encountered which cannot be drilled with augers and/or underreaming tools configured to be effective in the soils indicated in the contract documents.

516.10 Design Modifications. If the top of rock elevation differs from that shown on the plans by more than 10 percent of the length of the drilled shaft above the rock, the Engineer shall be contacted to determine if any drilled shaft design changes may be required. In addition, if the type of soil or rock encountered is not similar to that shown in the subsurface exploration data, the Contractor may be required to extend the drilled shaft length(s) beyond those specified in the plans. In either case, the Engineer will determine if revisions are necessary and the extent of the modifications required.

516.11 Excavation Cleaning and Inspection. Materials removed or generated from the shaft excavations shall be disposed of according to Article 202.03.

After excavation, each shaft shall be cleaned. For a drilled shaft terminating in soil, the depth of sediment or debris shall be a maximum of 1 1/2 in. (38 mm). For a drilled shaft terminating in rock, the depth of sediment or debris shall be a maximum of 1/2 in. (13 mm).

A shaft excavation shall be overreamed when, in the opinion of the Engineer, the sidewall has softened, swelled, or has a buildup of slurry cake. Overreaming may also be required to correct a shaft excavation which has been drilled out of tolerance. Overreaming may be accomplished with a grooving tool, overreaming bucket, or other approved equipment. Overreaming thickness shall be a minimum of 1/2 in. (13 mm) and a maximum of 3 in. (75 mm).

516.12 Reinforcement. This work shall be according to Section 508 and the following.

The shaft excavation shall be cleaned and inspected prior to placing the reinforcement cage. The reinforcement cage shall be completely assembled prior to drilling and be ready for adjustment in length as required by the conditions encountered. The reinforcement cage shall be lifted using multiple point sling straps or other approved methods to avoid reinforcement

cage distortion or stress. Cross frame stiffeners may be required for lifting or to keep the reinforcement cage in proper position during lifting and concrete placement.

The Contractor shall attach rolling spacers to keep the reinforcement cage centered within the shaft excavation during concrete placement and to ensure that at no point will the finished shaft have less than the minimum concrete cover(s) shown on the plans. The rolling spacers or other approved non-corrosive spacing devices shall be installed within 2 ft (0.6 m) of both the top and bottom of the drilled shaft and at intervals not exceeding 10 ft (3 m) throughout the length of the shaft to ensure proper reinforcement cage alignment and clearance for the entire shaft. The number of rolling spacers at each level shall be one for each 1.0 ft (300 mm) of shaft diameter, with a minimum of four rolling spacers at each level. For shafts with different shaft diameters throughout the length of the excavation, different sized rolling spacers shall be provided to ensure the reinforcement cage is properly positioned throughout the entire length of the shaft.

When a specific concrete cover between the base of the drilled shaft and the reinforcement cage is shown on the plans, the bottom of the reinforcement cage shall be supported so that the proper concrete cover is maintained.

If the conditions differ such that the length of the shaft is increased, additional longitudinal bars shall be either mechanically spliced or lap spliced to the lower end of the reinforcement cage and confined with either hoop ties or spirals. The Contractor shall have additional reinforcement available or fabricate the reinforcement cages with additional length as necessary to make the required adjustments in a timely manner as dictated by the encountered conditions. The additional reinforcement may be non-epoxy coated.

516.13 Concrete Placement. Concrete work shall be performed according to the following.

Throughout concrete placement the head pressure inside the drilled shaft shall be at least 1.1 times the head pressure outside the drilled shaft.

Concrete placement shall begin within 1 hour of shaft cleaning and inspection. The pour shall be made in a continuous manner from the bottom to the top elevation of the shaft as shown on the contract plan or as approved in the Contractor's installation procedure. Concrete placement shall continue after the shaft excavation is full and until 18 in. (450 mm) of good quality, uncontaminated concrete is expelled at the top of shaft. Vibration of the concrete will not be allowed when the concrete is displacing slurry or water. In dry excavations, the concrete in the top 10 ft (3 m) of the shaft shall be vibrated.

When using temporary casing or placing concrete under water or slurry, a minimum of seven days prior to concrete placement, a 4 cu yd (3 cu m) trial batch of the concrete mixture shall be

performed to evaluate slump retention. Temporary casing shall be withdrawn before the slump of the concrete drops below 6 in. (150 mm). For concrete placed using the slurry method of construction, the slump of all concrete placed shall be a minimum of 6 in. (150 mm) at the end of concrete placement.

Devices used to place concrete shall have no aluminum parts in contact with concrete.

When the top of the shaft is at the finished elevation and no further concrete placement above the finished elevation is specified, the top of the shaft shall be level and finished according to Article 503.15(a).

Concrete shall be placed by free fall, tremie, or concrete pump subject to the following conditions.

- (a) Free Fall Placement. Concrete shall only be placed by free fall when the rate of water infiltration into the shaft excavation is less than 12 in. (300 mm) per hour and the depth of water in the shaft excavation is less than 3 in. (75 mm) at the time of concrete placement.

Concrete placed by free fall shall fall directly to the base without contacting the reinforcement cage, cross frame stiffeners, or shaft sidewall. Drop chutes may be used to direct concrete to the base during free fall placement.

Drop chutes used to direct placement of free fall concrete shall consist of a smooth tube. Concrete may be placed through either a hopper at the top of the tube or side openings as the drop chute is retrieved during concrete placement. The drop chute shall be supported so that free fall does not exceed 60 ft (18.3 m) for conventional concrete or 30 ft (9.1 m) for self-consolidating concrete. If placement cannot be satisfactorily accomplished by free fall in the opinion of the Engineer, either a tremie or pump shall be used to accomplish the pour.

- (b) Tremie and Concrete Pump Placement. Concrete placement shall be according to Article 503.08, except the discharge end of the steel pipe shall remain embedded in the concrete a minimum of 10 ft (3.0 m) throughout concrete placement when displacing slurry or water.

516.14 Construction Tolerances. The following construction tolerances shall apply to all drilled shafts.

- (a) Center of Shaft. The center of the drilled shaft shall be within 3 in. (75 mm) of the plan station and offset at the top of the shaft.

- (b) Center of Reinforcement Cage. The center of the reinforcement cage shall be within 1 1/2 in. (40 mm) of plan station and offset at the top of the shaft.
- (c) Vertical Plumbness of Shaft. The out of vertical plumbness of the shaft shall not exceed 1.5 percent.
- (d) Vertical Plumbness of Reinforcement Cage. The out of vertical plumbness of the shaft reinforcement cage shall not exceed 0.83 percent.
- (e) Top of Shaft. The top of the shaft shall be no more than 1 in. (25 mm) above and no more than 3 in. (75 mm) below the plan elevation.
- (f) Top of Reinforcement Cage. The top of the reinforcement cage shall be no more than 1 in. (25 mm) above and no more than 3 in. (75 mm) below the plan elevation.
- (g) Bottom of shaft. Excavation equipment and methods used to complete the shaft excavation shall have a nearly planar bottom. The cutting edges of excavation equipment used to create the bottom of shafts in rock shall be normal to the vertical axis of the shaft within a tolerance of 6.25 percent.

516.15 Method of Measurement. This work will be measured for payment in place and the volume computed in cubic yards (cubic meters). The volume will be computed using the plan diameter of the shaft multiplied by the measured length of the shaft. The length of shaft in soil will be computed as the difference in elevation between the top of the drilled shaft shown on the plans, or as installed as part of the Contractor's installation procedure, and the bottom of the shaft or the top of rock (when present) whichever is higher. The length of shaft in rock will be computed as the difference in elevation between the measured top of rock and the bottom of the shaft.

When permanent casing is specified, it will be measured for payment in place, in feet (meters). Permanent casing installed at the Contractor's option will not be measured for payment.

Reinforcement furnished and installed will be measured for payment according to Article 508.07.

516.16 Basis of Payment. This work will be paid for at the contract unit price per cubic yard (cubic meter) for DRILLED SHAFT IN SOIL, and/or DRILLED SHAFT IN ROCK.

Permanent casing will be paid for at the contract unit price per foot (meter) for PERMANENT CASING.

Reinforcement furnished and installed will be paid for according to Article 508.08.

Obstruction mitigation will be paid for according to Article 109.04.”

|

State of Illinois
Department of Transportation
Bureau of Local Roads and Streets

SPECIAL PROVISION
FOR
INSURANCE

Effective: February 1, 2007
Revised: August 1, 2007

All references to Sections or Articles in this specification shall be construed to mean specific Section or Article of the Standard Specifications for Road and Bridge Construction, adopted by the Department of Transportation.

The Contractor shall name the following entities as additional insured under the Contractor's general liability insurance policy in accordance with Article 107.27:

Village of Villa Park

The entities listed above and their officers, employees, and agents shall be indemnified and held harmless in accordance with Article 107.26.

State of Illinois
Department of Transportation
Bureau of Local Roads and Streets

SPECIAL PROVISION
FOR
EQUIPMENT RENTAL RATES

Effective: January 1, 2012

All references to Sections or Articles in this specification shall be construed to mean a specific Section or Article of the Standard Specifications for Road and Bridge Construction, adopted by the Department of Transportation.

Replace Article 109.04(b)(4) with the following:

- "(4) Equipment. For any machinery or special equipment (other than small tools) the use of which has been authorized by the Engineer, the Contractor will be paid according to the latest revision of "SCHEDULE OF AVERAGE ANNUAL EQUIPMENT OWNERSHIP EXPENSE" and latest index factor as issued by the Illinois Department of Transportation. The equipment should be of a type and size reasonably required to complete the extra work."

**2018 NORTH ARDMORE AVEUNUE RETAINING WALL PROJECT
VILLAGE OF VILLA PARK**

APPENDIX D

DUPAGE COUNTY PREVAILING WAGE RATES

This schedule contains the prevailing wage rates required to be paid for work performed on or after Monday, June 5, 2017 on public works projects in this County. Pursuant to 820 ILCS 130/4, public bodies in this County that have active public works projects are responsible for notifying all contractors and subcontractors working on those public works projects of the change (if any) to rates that were previously in effect. The failure of a public body to provide such notice does not relieve contractors or subcontractors of their obligations under the Prevailing Wage Act, including the duty to pay the relevant prevailing wage in effect at the time work subject to the Act is performed.

DUPAGE COUNTY
PREVAILING WAGE
RATES EFFECTIVE JUNE
5, 2017

TradeTitle	Region	Type	Class	Base Wage	Foreman Wage	M-F OT	OSA	OSH	H/W	Pension	Vacation	Training
ASBESTOS ABT-GEN	All	All		40.40	40.95	1.5	1.5	2.0	14.23	11.57	0.00	0.50
ASBESTOS ABT-MEC	All	BLD		37.46	39.96	1.5	1.5	2.0	11.62	11.06	0.00	0.72
BOILERMAKER	All	BLD		47.07	51.30	2.0	2.0	2.0	6.97	18.13	0.00	0.40
BRICK MASON	All	BLD		44.88	49.37	1.5	1.5	2.0	10.25	15.30	0.00	0.85
CARPENTER	All	All		45.35	47.35	1.5	1.5	2.0	11.79	17.60	0.00	0.63
CEMENT MASON	All	All		44.25	46.25	2.0	1.5	2.0	13.65	15.51	0.00	0.65
CERAMIC TILE FNSHER COMMUNICATION TECH	All	BLD		37.81	37.81	1.5	1.5	2.0	10.55	10.12	0.00	0.65
ELECTRIC PWR EQMT OP	All	BLD		33.00	35.40	1.5	1.5	2.0	10.10	17.19	2.07	0.61
ELECTRIC PWR EQMT OP	All	All		37.89	51.48	1.5	1.5	2.0	5.00	11.75	0.00	0.38
ELECTRIC PWR EQMT OP	All	HWY		40.59	55.15	1.5	1.5	2.0	5.25	12.59	0.00	0.71
ELECTRIC PWR GRNDMAN	All	All		29.30	51.48	1.5	1.5	2.0	5.00	9.09	0.00	0.29
ELECTRIC PWR GRNDMAN	All	HWY		32.50	55.15	1.5	1.5	2.0	5.25	10.09	0.00	0.58
ELECTRIC PWR LINEMAN	All	All		45.36	51.48	1.5	1.5	2.0	5.00	14.06	0.00	0.45
ELECTRIC PWR LINEMAN	All	HWY		48.59	55.15	1.5	1.5	2.0	5.25	15.07	0.00	0.85

ELECTRIC PWR TRK DRV	All	All		30.34	51.48	1.5	1.5	2.0	5.00	9.40	0.00	0.30
ELECTRIC PWR TRK DRV	All	HWY		31.40	53.29	1.5	1.5	2.0	5.00	9.73	0.00	0.31
ELECTRICIAN ELEVATOR	All	BLD		38.74	42.74	1.5	1.5	2.0	12.10	20.81	4.43	0.68
CONSTRUCTOR	All	BLD		51.94	58.43	2.0	2.0	2.0	14.43	14.96	4.16	0.90
FENCE ERECTOR	NE	All		38.34	40.34	1.5	1.5	2.0	13.15	13.10	0.00	0.40
FENCE ERECTOR	W	ALL		45.06	48.66	2.0	2.0	2.0	10.52	20.76	0.00	0.70
GLAZIER	All	BLD		41.70	43.20	1.5	2.0	2.0	13.94	18.99	0.00	0.94
HT/FROST INSULATOR	All	BLD		48.45	50.95	1.5	1.5	2.0	11.47	12.16	0.00	0.72
IRON WORKER	E	All		46.20	48.20	2.0	2.0	2.0	13.65	21.52	0.00	0.35
IRON WORKER	W	All		45.56	49.20	2.0	2.0	2.0	11.02	21.51	0.00	0.70
LABORER	All	All		40.20	40.95	1.5	1.5	2.0	14.23	11.57	0.00	0.50
LATHER	All	All		45.35	47.35	1.5	1.5	2.0	11.79	17.60	0.00	0.63
MACHINIST	All	BLD		45.35	47.85	1.5	1.5	2.0	7.26	8.95	1.85	0.00
MARBLE FINISHERS	All	All		33.45	33.45	1.5	1.5	2.0	10.25	14.44	0.00	0.46
MARBLE MASON	All	BLD		44.13	48.54	1.5	1.5	2.0	10.25	14.97	0.00	0.59
MATERIAL TESTER I	All	All		30.20	30.20	1.5	1.5	2.0	14.23	11.57	0.00	0.50
MATERIALS TESTER II	All	All		35.20	35.20	1.5	1.5	2.0	14.23	11.57	0.00	0.50
MILLWRIGHT	All	All		45.35	47.35	1.5	1.5	2.0	11.79	17.60	0.00	0.63
OPERATING ENGINEER	All	BLD	1	49.10	53.10	2.0	2.0	2.0	18.05	13.60	1.90	1.30
OPERATING ENGINEER	All	BLD	2	47.80	53.10	2.0	2.0	2.0	18.05	13.60	1.90	1.30
OPERATING ENGINEER	All	BLD	3	45.25	53.10	2.0	2.0	2.0	18.05	13.60	1.90	1.30
OPERATING ENGINEER	All	BLD	4	43.50	53.10	2.0	2.0	2.0	18.05	13.60	1.90	1.30
OPERATING ENGINEER	All	BLD	5	52.85	53.10	2.0	2.0	2.0	18.05	13.60	1.90	1.30
OPERATING ENGINEER	All	BLD	6	50.10	53.10	2.0	2.0	2.0	18.05	13.60	1.90	1.30
OPERATING ENGINEER	All	BLD	7	52.10	53.10	2.0	2.0	2.0	18.05	13.60	1.90	1.30
OPERATING ENGINEER	All	FLT		37.00	37.00	1.5	1.5	2.0	17.65	12.65	1.90	1.35
OPERATING ENGINEER	All	HWY	1	47.30	51.30	1.5	1.5	2.0	18.05	13.60	1.90	1.30
OPERATING ENGINEER	All	HWY	2	46.75	51.30	1.5	1.5	2.0	18.05	13.60	1.90	1.30

OPERATING ENGINEER	All	HWY	3	44.70	51.30	1.5	1.5	2.0	18.05	13.60	1.90	1.30
OPERATING ENGINEER	All	HWY	4	43.30	51.30	1.5	1.5	2.0	18.05	13.60	1.90	1.30
OPERATING ENGINEER	All	HWY	5	42.10	51.30	1.5	1.5	2.0	18.05	13.60	1.90	1.30
OPERATING ENGINEER	All	HWY	6	50.30	51.30	1.5	1.5	2.0	18.05	13.60	1.90	1.30
OPERATING ENGINEER	All	HWY	7	48.30	51.30	1.5	1.5	2.0	18.05	13.60	1.90	1.30
ORNAMNTL IRON WORKER	E	All		45.00	47.50	2.0	2.0	2.0	13.55	17.94	0.00	0.65
ORNAMNTL IRON WORKER	W	All		45.06	48.66	2.0	2.0	2.0	10.52	20.76	0.00	0.70
PAINTER	All	All		42.93	44.93	1.5	1.5	1.5	10.30	8.20	0.00	1.35
PAINTER SIGNS	All	BLD		33.92	38.09	1.5	1.5	1.5	2.60	2.71	0.00	0.00
PILEDRIVER	All	All		45.35	47.35	1.5	1.5	2.0	11.79	17.60	0.00	0.63
PIPEFITTER	All	BLD		47.50	50.50	1.5	1.5	2.0	9.55	17.85	0.00	2.07
PLASTERER	All	BLD		44.63	47.31	1.5	1.5	2.0	10.25	15.03	0.00	0.85
PLUMBER	All	BLD		48.25	50.25	1.5	1.5	2.0	14.09	12.65	0.00	1.18
ROOFER	All	BLD		41.70	44.70	1.5	1.5	2.0	8.28	11.59	0.00	0.53
SHEETMETAL WORKER	All	BLD		45.77	47.77	1.5	1.5	2.0	10.65	14.10	0.00	0.82
SPRINKLER FITTER	All	BLD		47.20	49.20	1.5	1.5	2.0	12.25	11.55	0.00	0.55
STEEL ERECTOR	E	All		42.07	44.07	2.0	2.0	2.0	13.45	19.59	0.00	0.35
STEEL ERECTOR	W	All		45.06	48.66	2.0	2.0	2.0	10.52	20.76	0.00	0.70
STONE MASON	All	BLD		44.88	49.37	1.5	1.5	2.0	10.25	15.30	0.00	0.85
TERRAZZO FINISHER	All	BLD		39.54	39.54	1.5	1.5	2.0	10.55	11.79	0.00	0.67
TERRAZZO MASON	All	BLD		43.38	43.38	1.5	1.5	2.0	10.55	13.13	0.00	0.79
TILE MASON	All	BLD		43.84	47.84	1.5	1.5	2.0	10.55	11.40	0.00	0.99
TRAFFIC SAFETY WRKR	All	HWY		33.50	35.10	1.5	1.5	2.0	8.10	7.62	0.00	0.25
TRUCK DRIVER	All	All	1	36.30	36.85	1.5	1.5	2.0	8.10	9.76	0.00	0.15
TRUCK DRIVER	All	All	2	36.45	36.85	1.5	1.5	2.0	8.10	9.76	0.00	0.15
TRUCK DRIVER	All	All	3	36.65	36.85	1.5	1.5	2.0	8.10	9.76	0.00	0.15
TRUCK DRIVER	All	All	4	36.85	36.85	1.5	1.5	2.0	8.10	9.76	0.00	0.15
TUCK POINTER	All	BLD		43.62	44.62	1.5	1.5	2.0	10.25	14.11	0.00	0.48

**2018 NORTH ARDMORE AVEUNUE RETAINING WALL PROJECT
VILLAGE OF VILLA PARK**

APPENDIX E

**STORMWATER POLLUTION PREVENTION PLAN
NOTICE OF INTENT**



Illinois Department of Transportation

Storm Water Pollution Prevention Plan

Print Form E-mail Reset Form

Route, Project Number, Marked Route, County, Section, Contract Number

This plan has been prepared to comply with the provisions of the National Pollutant Discharge Elimination System (NPDES) Permit No. ILR10 (Permit ILR10), issues by the Illinois Environmental Protection Agency (IEPA) for storm water discharges from construction site activities.

I certify under penalty of law that this document and all attachments were prepared under my direction or supervision in accordance with a system designed to assure that qualified personnel properly gathered and evaluated the information submitted.

Print Name, Title, Agency, Signature, Date

I. Site Description

- A. Provide a description of the project location... B. Provide a description of the construction activity... C. Provide the estimated duration of this project... D. The total area of the construction site is estimated to be 0.01 acres... E. The following is a weighted average of the runoff coefficient... F. List all soils found within project boundaries... G. Provide an aerial extent of wetland acreage at the site... H. Provide a description of potentially erosive areas associated with this project... I. The following is a description of soil disturbing activities by stages...

After removing the existing retaining wall and excavating for the proposed retaining wall, the exposed soil will be susceptible to erosion from storm events. Backslopes towards the road are slopes of 1:2 or flatter to the adjacent roadway.

J. See the erosion control plans and/or drainage plans for this contract for information regarding drainage patterns, approximate slopes anticipated before and after major grading activities, locations where vehicles enter or exit the site and controls to prevent off site sediment tracking (to be added after contractor identifies locations), areas of soil disturbance, the location of major structural and non-structural controls identified in the plan, the location of areas where stabilization practices are expected to occur, surface waters (including wetlands) and locations where storm water is discharged to surface water including wetlands.

K. Identify who owns the drainage system (municipality or agency) this project will drain into:

Village of Villa Park

L. The following is a list of General NPDES ILR40 permittees within whose reporting jurisdiction this project is located.

M. The following is a list of receiving water(s) and the ultimate receiving water(s) for this site. The location of the receiving waters can be found on the erosion and sediment control plans:

Runoff is tributary to parkway and ultimately drains into Railroad ROW.

N. Describe areas of the site that are to be protected or remain undisturbed. These areas may include steep slopes, highly erodible soils, streams, stream buffers, specimen trees, natural vegetation, nature preserves, etc.

Adjacent Parkway

O. The following sensitive environmental resources are associated with this project, and may have the potential to be impacted by the proposed development:

- Floodplain
- Wetland Riparian
- Threatened and Endangered Species
- Historic Preservation
- 303(d) Listed receiving waters for suspended solids, turbidity, or siltation
- Receiving waters with Total Maximum Daily Load (TMDL) for sediment, total suspended solids, turbidity, or siltation
- Applicable Federal, Tribal, State or Local Programs
- Other

303(d) Listed receiving waters (fill out this section if checked above):

a. The name(s) of the listed water body, and identification of all pollutants causing impairment:

b. Provide a description of how erosion and sediment control practices will prevent a discharge of sediment resulting from a storm event equal to or greater than a twenty-five (25) year, twenty-four (24) hour rainfall event:

c. Provide a description of the location(s) of direct discharge from the project site to the 303(d) water body:

d. Provide a description of the location(s) of any dewatering discharges to the MS4 and/or water body:



Storm Water Pollution Prevention Plan

Print Form

E-mail

Reset Form

[Empty text box]

2. TMDL (fill out this section if checked above)

a. The name(s) of the listed water body:

[Empty text box]

b. Provide a description of the erosion and sediment control strategy that will be incorporated into the site design that is consistent with the assumptions and requirements of the TMDL:

[Empty text box]

c. If a specific numeric waste load allocation has been established that would apply to the project's discharges, provide a description of the necessary steps to meet the allocation:

[Empty text box]

P. The following pollutants of concern will be associated with this construction project:

- Soil Sediment
- Concrete
- Concrete Truck waste
- Concrete Curing Compounds
- Solid waste Debris
- Paints
- Solvents
- Fertilizers / Pesticides
- Petroleum (gas, diesel, oil, kerosene, hydraulic oil / fluids)
- Antifreeze / Coolants
- Waste water from cleaning construction equipment
- Other (specify) _____
- Other (specify) _____
- Other (specify) _____
- Other (specify) _____
- Other (specify) _____

II. Controls

This section of the plan addresses the controls that will be implemented for each of the major construction activities described in I.C. above and for all use areas, borrow sites, and waste sites. For each measure discussed, the Contractor will be responsible for its implementation as indicated. The Contractor shall provide to the Resident Engineer a plan for the implementation of the measures indicated. The Contractor and subcontractors, will notify the Resident Engineer of any proposed changes, maintenance, or modifications to keep construction activities compliant with the Permit ILR10. Each such Contractor has signed the required certification on forms which are attached to, and are a part of, this plan:

A. **Erosion and Sediment Controls:** At a minimum, controls must be coordinated, installed, and maintained to:

B. **Stabilization Practices:** Provided below is a description of interim and permanent stabilization practices, including

site- specific scheduling of the implementation of the practices. Site plans will ensure that existing vegetation is preserved where attainable and disturbed portions of the site will be stabilized. Stabilization practices may include but are not limited to: temporary seeding, permanent seeding, mulching, geotextiles, sodding, vegetative buffer strips, protection of trees, preservation of mature vegetation, and other appropriate measures. Except as provided below in II(B)(1) and II(B)(2), stabilization measures shall be initiated immediately where construction activities have temporarily or permanently ceased, but in no case more than one (1) day after the construction activity in that portion of the site has temporarily or permanently ceases on all disturbed portions of the site where construction will not occur for a period of



Storm Water Pollution Prevention Plan

Print Form

E-mail

Reset Form

- Where the initiation of stabilization measures is precluded by snow cover, stabilization measures shall be initiated as soon as practicable.
- On areas where construction activity has temporarily ceased and will resume after fourteen (14) days, a temporary stabilization method can be used.

The following stabilization practices will be used for this project:

- | | |
|---|---|
| <input checked="" type="checkbox"/> Preservation of Mature Vegetation | <input type="checkbox"/> Erosion Control Blanket / Mulching |
| <input type="checkbox"/> Vegetated Buffer Strips | <input checked="" type="checkbox"/> Sodding |
| <input checked="" type="checkbox"/> Protection of Trees | <input checked="" type="checkbox"/> Geotextiles |
| <input checked="" type="checkbox"/> Temporary Erosion Control Seeding | <input type="checkbox"/> Other (specify) _____ |
| <input type="checkbox"/> Temporary Turf (Seeding, Class 7) | <input type="checkbox"/> Other (specify) _____ |
| <input type="checkbox"/> Temporary Mulching | <input type="checkbox"/> Other (specify) _____ |
| <input type="checkbox"/> Permanent Seeding | <input type="checkbox"/> Other (specify) _____ |

Describe how the stabilization practices listed above will be utilized during construction:

Areas outside the pavement will be permanently stabilized with sod after construction of retaining wall is completed. A geotechnical fabric will be used behind the retaining wall.

Describe how the stabilization practices listed above will be utilized after construction activities have been completed:

The contractor will provide supplemental watering to permanent sod locations as needed. Temporary measures will be removed once sod has established.

Structural Practices: Provided below is a description of structural practices that will be implemented, to the degree attainable, to divert flows from exposed soils, store flows or otherwise limit runoff and the discharge of pollutants from exposed areas of the site. Such practices may include but are not limited to: perimeter erosion barrier, earth dikes, drainage swales, sediment traps, ditch checks, subsurface drains, pipe slope drains, level spreaders, storm drain inlet protection, rock outlet protection, reinforced soil retaining systems, gabions, and temporary or permanent sediment basins. The installation of these devices may be subject to

The following stabilization practices will be used for this project:

- | | |
|--|--|
| <input type="checkbox"/> Perimeter Erosion Barrier | <input type="checkbox"/> Rock Outlet Protection |
| <input type="checkbox"/> Temporary Ditch Check | <input type="checkbox"/> Riprap |
| <input type="checkbox"/> Storm Drain Inlet Protection | <input type="checkbox"/> Gabions |
| <input type="checkbox"/> Sediment Trap | <input type="checkbox"/> Slope Mattress |
| <input type="checkbox"/> Temporary Pipe Slope Drain | <input type="checkbox"/> Retaining Walls |
| <input type="checkbox"/> Temporary Sediment Basin | <input type="checkbox"/> Slope Walls |
| <input type="checkbox"/> Temporary Stream Crossing | <input type="checkbox"/> Concrete Revetment Mats |
| <input type="checkbox"/> Stabilized Construction Exits | <input type="checkbox"/> Level Spreaders |
| <input type="checkbox"/> Turf Reinforcement Mats | <input type="checkbox"/> Other (specify) _____ |
| <input type="checkbox"/> Permanent Check Dams | <input type="checkbox"/> Other (specify) _____ |
| <input type="checkbox"/> Permanent Sediment Basin | <input type="checkbox"/> Other (specify) _____ |
| <input type="checkbox"/> Aggregate Ditch | <input type="checkbox"/> Other (specify) _____ |
| <input type="checkbox"/> Paved Ditch | <input type="checkbox"/> Other (specify) _____ |

Describe how the structural practices listed above will be utilized during construction:



Storm Water Pollution Prevention Plan

Print Form

E-mail

Reset Form

Describe how the structural practices listed above will be utilized after construction activities have been completed:

D. Treatment Chemicals

Will polymer flocculents or treatment chemicals be utilized on this project: Yes No

If yes above, identify where and how polymer flocculents or treatment chemicals will be utilized on this project.

E. Permanent Storm Water Management Controls: Provided below is a description of measures that will be installed during the construction process to control volume and pollutants in storm water discharges that will occur after construction operations have been completed. The installation of these devices may be subject to Section 404 of the Clean Water act.

- Such practices may include but are not limited to: storm water detention structures (including wet ponds), storm water retention structures, flow attenuation by use of open vegetated swales and natural depressions, infiltration of runoff on site, and sequential systems (which combine several practices).

The practices selected for implementation were determined on the basis of the technical guidance in Chapter 41 (Construction Site Storm Water Pollution Control) of the IDOT Bureau of Design & Environment Manual. If practices other than those discussed in Chapter 41 are selected for implementation or if practices are applied to situations different from those covered in Chapter 41, the technical basis for such decisions will be explained below.

- Velocity dissipation devices will be placed at discharge locations and along the length of any outfall channel as necessary to provide a non-erosive velocity flow from the structure to a water course so that the natural physical and biological characteristics and functions are maintained and protected (e.g. maintenance of hydrologic conditions such as the hydroperiod and hydrodynamics present prior to the initiation of construction activities).

Description of permanent storm water management controls:

F. Approved State or Local Laws: The management practices, controls, and provisions contained in this plan will in accordance with IDOT specifications, which are at least as protective as the requirements contained in the Illinois Environmental Protection Agency's Illinois Urban Manual. Procedures and requirements specified in applicable sediment and erosion site plans or storm water management plans approved by local officials shall be described or incorporated by reference in the space provided below. Requirements specified in sediment and erosion site plans, site permits, storm water management site plans or site permits approved by local officials that are applicable to protecting surface water resources are, upon submittal of an NOI, to be authorized to discharge under the Permit ILR10 incorporated by reference and are enforceable under this permit even if they are not specifically included in the plan.

Description of procedures and requirements specified in applicable sediment and erosion site plans or storm water management plans approved by local officials:

All management practices, controls, and other provisions provided in this plan are in accordance with IDOT Standard Specifications for Road and Bridge Construction.

G. Contractor Required Submittals: Prior to conducting any professional services at the site covered by this plan, the

Contractor and each subcontractor responsible for compliance with the permit shall submit to the Resident Engineer a Contractor Certification Statement, BDE 2342a.

- The Contractor shall provide a construction schedule containing an adequate level of detail to show major activities with implementation of pollution prevention BMPs, including the following items:

Print Form

E-mail

Reset Form

2. The Contractor and each subcontractor shall provide, as an attachment to their signed Contractor Certification Statement, a discussion of how they will comply with the requirements of the permit in regard to the following items and provide a graphical representation showing location and type of BMPs to be used when applicable:

III. Maintenance

When requested by the Contractor, the Resident Engineer will provide general maintenance guides to the Contractor for the practices associated with this project. The following additional procedures will be used to maintain, in good and effective operating conditions, the vegetation, erosion and sediment control measures and other protective measures identified in this plan. It will be Contractor's responsibility to attain maintenance guidelines for any manufactured BMPs which are to be installed and maintained per manufacture's specifications.

Erosion and sediment control measures should be inspected at least once a week and after any rainfall event of greater than 0.5 inches or equivalent snowfall. The contractor is responsible for maintenance of the erosion control system.

IV. Inspections



Storm Water Pollution Prevention Plan

Print Form

E-mail

Reset Form

Qualified personnel shall inspect disturbed areas of the construction site which have not yet been finally stabilized, structural control measures, and locations where vehicles and equipment enter and exit the site using IDOT Storm Water Pollution Prevention Plan Erosion Control Inspection Report (BC 2259). Such inspections shall be conducted at least once every seven (7) calendar days and within twenty-four (24) hours of the end of a storm or by the end of the following business or work day that is 0.5 inch or greater or equivalent snowfall.

Inspections may be reduced to once per month when construction activities have ceased due to frozen conditions. Weekly inspections will recommence when construction activities are conducted, or if there is 0.5" or greater rain event, or a discharge due to snowmelt occurs.

If any violation of the provisions of this plan is identified during the conduct of the construction work covered by this plan, the Resident Engineer shall notify the appropriate IEPA Field Operations Section office by e-mail at: , telephone or fax within twenty-four (24) hours of the incident. The Resident Engineer shall then complete and submit an "Incidence of Non-Compliance" (ION) report for the identified violation within five (5) days of the incident. The Resident Engineer shall use forms provided by IEPA and shall include specific information on the cause of noncompliance, actions which were taken to prevent any further causes of noncompliance, and a statement detailing any environmental impact which may have resulted from the noncompliance. All reports of non-compliance shall be signed by a responsible authority in accordance with Part VI. G of the Permit ILR10.

The Incidence of Non-Compliance shall be mailed to the following address:

Illinois Environmental Protection Agency
Division of Water Pollution Control
Attn: Compliance Assurance Section
1021 North Grand East
Post Office Box 19276
Springfield, Illinois 62794-9276

Additional Inspections Required:

V. Failure to Comply

Failure to comply with any provisions of this Storm Water Pollution Prevention Plan will result in the implementation of a National Pollutant Discharge Elimination System/Erosion and Sediment Control Deficiency Deduction against the Contractor and/or penalties under the Permit ILR10 which could be passed on to the Contractor.

Contractor Certification Statement

Reset Form

Prior to conducting any professional services at the site covered by this contract, the Contractor and every subcontractor must complete and return to the Resident Engineer the following certification. A separate certification must be submitted by each firm. Attach to this certification all items required by Section II.G of the Storm Water Pollution Prevention Plan (SWPPP) which will be handled by the Contractors/subcontractor completing this form.

Route	Marked Route	Section
<input type="text"/>	North Ardmore Avenue	<input type="text"/>
Project Number	County	Contract Number
<input type="text"/>	DuPage	<input type="text"/>

This certification statement is a part of SWPPP for the project described above, in accordance with the General NPDES Permit No. ILR10 issued by the Illinois Environmental Protection Agency.

I certify under penalty of law that I understand the terms of the Permit No. ILR10 that authorizes the storm water discharges associated with industrial activity from the construction site identified as part of this certification.

In addition, I have read and understand all of the information and requirements stated in SWPPP for the above mentioned project; I have received copies of all appropriate maintenance procedures; and, I have provided all documentation required to be in compliance with the Permit ILR10 and SWPPP and will provide timely updates to these documents as necessary.

- Contractor
- Sub-Contractor

Print Name	Signature
<input type="text"/>	<input type="text"/>
Title	Date
<input type="text"/>	<input type="text"/>
Name of Firm	Telephone
<input type="text"/>	<input type="text"/>
Street Address	City/State/Zip
<input type="text"/>	<input type="text"/>

Items which the Contractor/subcontractor will be responsible for as required in Section II.G. of SWPPP:



Illinois Environmental Protection Agency

1021 North Grand Avenue East • P.O. Box 19276 • Springfield • Illinois • 62794-9276 • (217) 782-3397

Division of Water Pollution Control Notice of Intent (NOI) for General Permit to Discharge Storm Water Associated with Construction Site Activities

This fillable form may be completed online, a copy saved locally, printed and signed before it is submitted to the Permit Section at the above address.

For Office Use Only

OWNER INFORMATION

Permit No. ILR10 _____

Company/Owner Name: Village of Villa Park
Mailing Address: 20 S. Ardmore Ave Phone: 630-834-8505
City: Villa Park State: IL Zip: 60181 Fax: 630-834-8509
Contact Person: Vydas Juskelis E-mail: juskelis@invillapark.com
Owner Type (select one) City

CONTRACTOR INFORMATION

MS4 Community: Yes No

Contractor Name: _____
Mailing Address: _____ Phone: _____
City: _____ State: _____ Zip: _____ Fax: _____

CONSTRUCTION SITE INFORMATION

Select One: New Change of information for: ILR10 _____
Project Name: North Ardmore Avenue Retaining Wall Project County: DuPage
Street Address: North of East Sunset Drive City: Villa Park IL Zip: 60181
Latitude: 41 54 08 Longitude: 87 58 43 SU3 139N R11E
(Deg) (Min) (Sec) (Deg) (Min) (Sec) Section Township Range
Approximate Construction Start Date April-2018 Approximate Construction End Date April-2018

Total size of construction site in acres: 0.01

If less than 1 acre, is the site part of a larger common plan of development?
 Yes No

Fee Schedule for Construction Sites:
Less than 5 acres - \$250
5 or more acres - \$750

STORM WATER POLLUTION PREVENTION PLAN (SWPPP)

Has the SWPPP been submitted to the Agency? Yes No

(Submit SWPPP electronically to:)

Location of SWPPP for viewing: Address: _____ City: _____

SWPPP contact information:

Inspector qualifications:

Contact Name: _____

Phone: _____ Fax: _____ E-mail: _____

Project inspector, if different from above

Inspector qualifications:

Inspector's Name: _____

Phone: _____ Fax: _____ E-mail: _____

This Agency is authorized to require this information under Section 4 and Title X of the Environmental Protection Act (415 ILCS 5/4, 5/39). Failure to disclose this information may result in: a civil penalty of not to exceed \$50,000 for the violation and an additional civil penalty of not to exceed \$10,000 for each day during which the violation continues (415 ILCS 5/42) and may also prevent this form from being processed and could result in your application being denied. This form has been approved by the Forms Management Center.

TYPE OF CONSTRUCTION (select one)

Construction Type Transportation

SIC Code: _____

Type a detailed description of the project:

Ardmore Avenue retaining wall reconstruction. 150' North of E Sunset Drive. Only access to the frontage road is from North Ardmore Avenue; across the street from W Ridge Road. Project is located on West side of frontage road at the dead-end. Project starts at the Northwest corner of the dead-end and extends approximately 60' South and 5' East. Net length of the retaining wall is 52.5'.

HISTORIC PRESERVATION AND ENDANGERED SPECIES COMPLIANCE

Has the project been submitted to the following state agencies to satisfy applicable requirements for compliance with Illinois law on:

Historic Preservation Agency Yes No

Endangered Species Yes No

RECEIVING WATER INFORMATION

Does your storm water discharge directly to: Waters of the State or Storm Sewer

Owner of storm sewer system: N/A

Name of closest receiving water body to which you discharge: N/A

Mail completed form to: Illinois Environmental Protection Agency
Division of Water Pollution Control
Attn: Permit Section Post Office Box
19276 Springfield, Illinois 62794-9276
or call (217) 782-0610
FAX: (217) 782-9891

Or submit electronically to:

I certify under penalty of law that this document and all attachments were prepared under my direction and supervision in accordance with a system designed to assure that qualified personnel properly gather and evaluate the information submitted. Based on my inquiry of the person or persons who manage this system, or those persons directly responsible for gathering the information, the information submitted is, to the best of my knowledge and belief, true, accurate, and complete. I am aware that there are significant penalties for submitting false information, including the possibility of fine and imprisonment. In addition, I certify that the provisions of the permit, including the development and implementation of a storm water pollution prevention plan and a monitoring program plan, will be complied with.

Any person who knowingly makes a false, fictitious, or fraudulent material statement, orally or in writing, to the Illinois EPA commits a Class 4 felony. A second or subsequent offense after conviction is a Class 3 felony. (415 ILCS 5/44(h))



Owner Signature:

Vydas Juskelis, P.E.
Printed Name:

02/12/2018

Date:

Director of Public Works
Title:

INSTRUCTIONS FOR COMPLETION OF CONSTRUCTION ACTIVITY NOTICE OF INTENT (NOI) FORM

Submit original, electronic or facsimile copies. Facsimile and/or electronic copies should be followed-up with submission of an original signature copy as soon as possible. Please write "copy" under the "For Office Use Only" box in the upper right hand corner of the first page.

This fillable form may be completed online, a copy saved locally, printed and signed before it is submitted to the Permit Section at:

Illinois Environmental Protection Agency Division of Water Pollution Control Permit Section Post Office Box 19276 Springfield, Illinois 62794-9276 or call (217) 782-0610

FAX: (217) 782-9891

Or submit electronically to:

Reports must be typed or printed legibly and signed.

Any facility that is not presently covered by the General NPDES Permit for Storm Water Discharges From Construction Site Activities is considered a new facility.

If this is a change in your facility information, renewal, etc., please fill in your permit number on the appropriate line, changes of information or permit renewal notifications do not require a fee.

NOTE: FACILITY LOCATION IS NOT NECESSARILY THE FACILITY MAILING ADDRESS, BUT SHOULD DESCRIBE WHERE THE FACILITY IS LOCATED.

Use the formats given in the following examples for correct form completion.

	Example	Format		
Section	12	1 or 2 numerical digits	Township	12N
numerical digits followed by "N" or "S"		Range	12W	1 or 2
digits followed by "E" or "W"				1 or 2 numerical

For the Name of Closest Receiving Waters, do not use terms such as ditch or channel. For unnamed tributaries, use terms which include at least a named main tributary such as "Unnamed Tributary to Sugar Creek to Sangamon River."

Submission of initial fee and an electronic submission of Storm Water Pollution Prevention Plan (SWPPP) for Initial Permit prior to the Notice of Intent being considered complete for coverage by the ILR10 General Permits. Please make checks payable to: Illinois EPA at the above address.

Construction sites with less than 5 acres of land disturbance - fee is \$250.

Construction sites with 5 or more acres of land disturbance - fee is \$750.

SWPPP should be submitted electronically to: . When submitting electronically, use Project Name and City as indicated on NOI form.

